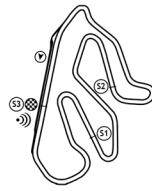


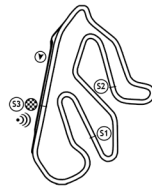
LÉDENON - 3, 150 Km

Seq	Num	Heure	Secteur 1	Secteur 2	Secteur 3	Tour	Temps	Pilote
<b>807 GBF RACING</b>								
29	807	[DRIVER] 9h03:03.523						CAVANNA Guy
30	807	[OUT] 15h20:19.330						
57	807	15h26:17.654	50.156	42.016	4:26.152			
66								START
73	807	15h29:09.246	59.352	44.517	1:07.723			CAVANNA Guy
92	807	15h31:07.334	39.693	35.134	43.261	1	1:58.088	CAVANNA Guy
108	807	15h33:02.549	37.555	34.430	43.230	2	1:55.215	CAVANNA Guy
126	807	15h34:58.749	38.074	34.922	43.204	3	1:56.200	CAVANNA Guy
142	807	15h36:53.797	37.797	33.598	43.653	4	1:55.048	CAVANNA Guy
157	807	15h38:48.938	39.099	33.497	42.545	5	1:55.141	CAVANNA Guy
174	807	15h40:42.357	37.544	33.419	42.456	6	1:53.419	CAVANNA Guy
191	807	15h42:35.573	37.212	33.365	42.639	7	1:53.216	CAVANNA Guy
207	807	15h44:30.070	37.339	33.743	43.415	8	1:54.497	CAVANNA Guy
222	807	15h46:24.227	37.468	34.044	42.645	9	1:54.157	CAVANNA Guy
244	807	15h48:20.273	39.082	33.883	43.081	10	1:56.046	CAVANNA Guy
262	807	[IN] 15h50:09.559	37.773	33.899	37.614	11		
281	807	[DRIVER] 8h24:24.950				11		CAVANNA Bastien
282	807	[OUT] 15h53:15.786				11	3:06.227	CAVANNA Bastien
300	807	15h55:12.368	40.617	33.156	42.809	12		CAVANNA Bastien
315	807	15h57:05.397	37.422	33.134	42.473	13	1:53.029	CAVANNA Bastien
331	807	15h58:58.688	37.551	33.077	42.663	14	1:53.291	CAVANNA Bastien
345	807	16h00:51.162	36.816	32.983	42.675	15	1:52.474	CAVANNA Bastien
363	807	16h02:45.514	38.994	32.971	42.387	16	1:54.352	CAVANNA Bastien
378	807	16h04:38.346	36.891	33.018	42.923	17	1:52.832	CAVANNA Bastien
393	807	16h06:30.357	36.837	32.653	42.521	18	1:52.011	CAVANNA Bastien
409	807	16h08:22.266	36.805	32.982	42.122	19	1:51.909	CAVANNA Bastien
426	807	16h10:18.565	37.157	35.016	44.126	20	1:56.299	CAVANNA Bastien
441	807	16h12:10.693	36.828	32.981	42.319	21	1:52.128	CAVANNA Bastien
457	807	16h14:03.988	37.794	33.289	42.212	22	1:53.295	CAVANNA Bastien
474	807	16h15:58.623	37.521	34.611	42.503	23	1:54.635	CAVANNA Bastien
489	807	16h17:51.834	37.280	33.510	42.421	24	1:53.211	CAVANNA Bastien
505	807	16h19:44.892	37.232	33.542	42.284	25	1:53.058	CAVANNA Bastien
521	807	16h21:38.330	37.691	33.183	42.564	26	1:53.438	CAVANNA Bastien
536	807	16h23:30.916	37.712	32.723	42.151	27	1:52.586	CAVANNA Bastien
552	807	16h25:23.146	36.871	32.977	42.382	28	1:52.230	CAVANNA Bastien
570	807	16h27:15.331	36.917	32.925	42.343	29	1:52.185	CAVANNA Bastien
586	807	16h29:07.380	36.956	32.633	42.460	30	1:52.049	CAVANNA Bastien
604	807	[IN] 16h30:53.577	36.984	32.773	36.440	31		



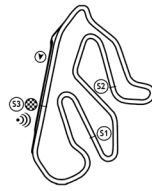
**LÉDENON - 3. 150 Km**

Seq	Num	Heure	Secteur 1	Secteur 2	Secteur 3	Tour	Temps	Pilote
627	807	[DRIVER] 9h05:19.438				31		<b>CAVANNA Guy</b>
628	807	[OUT] 16h34:10.222				31	<b>3:16.645</b>	CAVANNA Guy
643	807	16h36:05.096	38.068	33.559	43.247	32		CAVANNA Guy
665	807	16h38:00.223	38.061	33.683	43.383	33	1:55.127	CAVANNA Guy
682	807	16h39:55.159	38.003	33.628	43.305	34	1:54.936	CAVANNA Guy
699	807	16h41:50.155	38.185	33.821	42.990	35	1:54.996	CAVANNA Guy
715	807	16h43:44.426	37.899	33.490	42.882	36	1:54.271	CAVANNA Guy
729	807	16h45:40.070	38.482	33.669	43.493	37	1:55.644	CAVANNA Guy
744	807	16h47:34.220	38.032	33.422	42.696	38	1:54.150	CAVANNA Guy
760	807	16h49:28.435	37.588	33.444	43.183	39	1:54.215	CAVANNA Guy
778	807	16h51:22.263	37.801	33.133	42.894	40	1:53.828	CAVANNA Guy
794	807	16h53:16.179	37.903	33.235	42.778	41	1:53.916	CAVANNA Guy
811	807	16h55:10.138	37.241	33.210	43.508	42	1:53.959	CAVANNA Guy
826	807	16h57:04.033	37.273	32.894	43.728	43	1:53.895	CAVANNA Guy
841	807	16h58:56.815	36.961	33.097	42.724	44	1:52.782	CAVANNA Guy
858	807	[IN] 17h00:43.059	37.230	33.301	35.713	45		
884	807	[DRIVER] 9h34:57.045				45		<b>CAVANNA Bastien</b>
885	807	[OUT] 17h03:47.861				45	<b>3:04.802</b>	CAVANNA Bastien
902	807	17h05:40.691	37.190	33.330	42.310	46		CAVANNA Bastien
919	807	17h07:54.670	57.966	33.110	42.903	47	2:13.979	CAVANNA Bastien
935	807	17h09:47.269	37.015	33.145	42.439	48	1:52.599	CAVANNA Bastien
951	807	17h11:40.061	37.004	33.045	42.743	49	1:52.792	CAVANNA Bastien
965	807	17h13:32.737	37.115	32.752	42.809	50	1:52.676	CAVANNA Bastien
981	807	17h15:24.753	36.850	32.829	42.337	51	1:52.016	CAVANNA Bastien
996	807	17h17:17.262	37.084	32.999	42.426	52	1:52.509	CAVANNA Bastien
1012	807	17h19:09.385	36.898	32.729	42.496	53	1:52.123	CAVANNA Bastien
1026	807	17h21:01.309	36.894	32.758	42.272	54	1:51.924	CAVANNA Bastien
1044	807	17h22:53.659	37.063	32.842	42.445	55	1:52.350	CAVANNA Bastien
1060	807	17h24:46.020	37.123	32.803	42.435	56	1:52.361	CAVANNA Bastien
1076	807	17h26:38.292	36.809	32.895	42.568	57	1:52.272	CAVANNA Bastien
1092	807	17h28:30.570	36.983	32.899	42.396	58	1:52.278	CAVANNA Bastien
1110	807	17h30:24.615	<b>36.663</b>	34.344	43.038	59	1:54.045	CAVANNA Bastien
1125	807	17h32:16.988	37.002	32.838	42.533	60	1:52.373	CAVANNA Bastien
1141	807	17h34:10.782	36.841	32.990	43.963	61	1:53.794	CAVANNA Bastien
1150		2h05:59.421						<b>CODE 60</b>
1160	807	17h36:52.221	37.268	50.020	1:14.151	62	2:41.439	CAVANNA Bastien
1167		2h08:42.080						<b>START</b>
1179	807	17h39:12.563	1:05.049	32.851	42.442	63	2:20.342	CAVANNA Bastien
1194	807	[IN] 17h41:00.976	37.064	33.937	37.412	64		
1223	807	[DRIVER] 10h15:23.557				64		<b>CAVANNA Guy</b>
1225	807	[OUT] 17h44:14.365				64	<b>3:13.389</b>	CAVANNA Guy



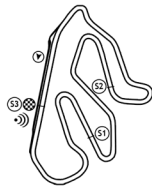
**LEDENON - 3. 150 Km**

Seq	Num	Heure	Secteur 1	Secteur 2	Secteur 3	Tour	Temps	Pilote
1240	807	17h46:08.710	38.439	33.297	42.609	65		CAVANNA Guy
1256	807	17h48:02.202	37.290	33.215	42.987	66	1:53.492	CAVANNA Guy
1270	807	17h49:56.106	37.337	33.727	42.840	67	1:53.904	CAVANNA Guy
1285	807	17h51:49.721	37.474	33.464	42.677	68	1:53.615	CAVANNA Guy
1301	807	17h53:44.282	37.152	34.223	43.186	69	1:54.561	CAVANNA Guy
1315	807	17h55:37.985	37.493	33.222	42.988	70	1:53.703	CAVANNA Guy
1334	807	17h57:31.338	37.545	32.929	42.879	71	1:53.353	CAVANNA Guy
1349	807	17h59:24.093	36.850	33.152	42.753	72	1:52.755	CAVANNA Guy
1367	807	18h01:16.896	36.846	33.345	42.612	73	1:52.803	CAVANNA Guy
1385	807	18h03:10.145	37.066	32.963	43.220	74	1:53.249	CAVANNA Guy
1400	807	[IN] 18h04:57.212	37.474	33.423	36.170	75		
1425	807	[DRIVER] 10h39:11.078				75		<b>CAVANNA Bastien</b>
1426	807	[OUT] 18h08:01.937				75	<b>3:04.725</b>	CAVANNA Bastien
1442	807	18h09:54.856	37.098	33.334	42.487	76		CAVANNA Bastien
1459	807	18h11:47.212	36.868	32.984	42.504	77	1:52.356	CAVANNA Bastien
1475	807	18h13:40.125	37.670	32.877	42.366	78	1:52.913	CAVANNA Bastien
1490	807	18h15:33.651	37.135	33.208	43.183	79	1:53.526	CAVANNA Bastien
1506	807	18h17:25.641	36.802	32.856	42.332	80	1:51.990	CAVANNA Bastien
1524	807	18h19:17.670	37.020	32.856	42.153	81	1:52.029	CAVANNA Bastien
1540	807	18h21:13.974	38.468	33.747	44.089	82	1:56.304	CAVANNA Bastien
1555	807	18h23:05.887	<b>36.572</b>	33.035	42.306	83	1:51.913	CAVANNA Bastien
1573	807	18h24:57.667	36.759	32.776	42.245	84	<b>1:51.780</b>	CAVANNA Bastien
1588	807	18h26:49.475	36.625	32.870	42.313	85	1:51.808	CAVANNA Bastien
1605	807	18h28:41.329	36.821	32.889	42.144	86	1:51.854	CAVANNA Bastien
1620		3h01:22.670						<b>FINISH</b>
1623	807	18h30:33.867	37.083	32.940	42.515	87	1:52.538	CAVANNA Bastien



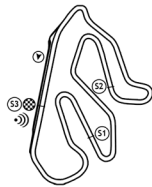
**LÉDENON - 3. 150 Km**

Seq	Num	Heure	Secteur 1	Secteur 2	Secteur 3	Tour	Temps	Pilote
<b>812 REVEL</b>								
25	812	[DRIVER] 9h02:49.122						<b>REVEL Guillaume</b>
26	812	[OUT] 15h20:05.087						
54	812	15h26:16.293	51.148	37.935	4:42.123			
<b>66 START</b>								
71	812	15h29:08.739	59.099	45.087	<b>1:08.260</b>			REVEL Guillaume
86	812	15h31:03.091	<b>38.656</b>	<b>32.847</b>	<b>42.849</b>	1	<b>1:54.352</b>	REVEL Guillaume
102	812	15h32:55.159	<b>37.026</b>	<b>32.606</b>	<b>42.436</b>	2	<b>1:52.068</b>	REVEL Guillaume
119	812	15h34:47.625	<b>36.631</b>	33.140	42.695	3	1:52.466	REVEL Guillaume
135	812	15h36:41.264	37.799	33.223	42.617	4	1:53.639	REVEL Guillaume
149	812	15h38:33.536	37.135	32.695	42.442	5	1:52.272	REVEL Guillaume
166	812	15h40:25.226	<b>36.346</b>	32.688	42.656	6	<b>1:51.690</b>	REVEL Guillaume
183	812	15h42:16.965	36.561	32.860	<b>42.318</b>	7	1:51.739	REVEL Guillaume
199	812	15h44:09.481	37.164	32.836	42.516	8	1:52.516	REVEL Guillaume
216	812	15h46:01.502	36.517	33.120	42.384	9	1:52.021	REVEL Guillaume
237	812	15h47:55.286	37.686	33.690	42.408	10	1:53.784	REVEL Guillaume
258	812	15h49:47.456	36.551	33.522	<b>42.097</b>	11	1:52.170	REVEL Guillaume
272	812	15h51:39.404	37.001	32.742	42.205	12	1:51.948	REVEL Guillaume
287	812	15h53:31.278	36.591	33.052	42.231	13	1:51.874	REVEL Guillaume
303	812	15h55:23.573	36.710	32.820	42.765	14	1:52.295	REVEL Guillaume
317	812	15h57:15.773	36.742	33.061	42.397	15	1:52.200	REVEL Guillaume
333	812	15h59:07.439	36.559	<b>32.604</b>	42.503	16	<b>1:51.666</b>	REVEL Guillaume
348	812	16h00:59.349	36.760	32.730	42.420	17	1:51.910	REVEL Guillaume
366	812	16h02:51.309	36.609	33.080	42.271	18	1:51.960	REVEL Guillaume
380	812	16h04:43.380	36.826	32.879	42.366	19	1:52.071	REVEL Guillaume
394	812	16h06:35.202	36.663	32.908	42.251	20	1:51.822	REVEL Guillaume
410	812	16h08:27.024	36.573	33.059	42.190	21	1:51.822	REVEL Guillaume
423	812	[IN] 16h10:12.645	36.700	32.669	36.252	22		
448	812	[DRIVER] 9h56:01.424				22		<b>REVEL Christian</b>
449	812	[OUT] 16h13:17.217				22	<b>3:04.572</b>	REVEL Christian
466	812	16h15:16.046	39.254	34.262	45.313	23		REVEL Christian
483	812	16h17:12.168	38.732	33.569	43.821	24	1:56.122	REVEL Christian
499	812	16h19:08.632	38.511	33.661	44.292	25	1:56.464	REVEL Christian
516	812	16h21:05.386	38.648	33.511	44.595	26	1:56.754	REVEL Christian
532	812	16h22:59.933	38.436	33.089	43.022	27	1:54.547	REVEL Christian
549	812	16h24:56.215	38.399	33.574	44.309	28	1:56.282	REVEL Christian
566	812	16h26:51.078	37.928	34.036	42.899	29	1:54.863	REVEL Christian
584	812	16h28:45.482	37.900	33.800	42.704	30	1:54.404	REVEL Christian
601	812	16h30:40.742	38.118	34.241	42.901	31	1:55.260	REVEL Christian
612	812	[IN] 16h32:28.076	37.863	33.566	35.905	32		



**LÉDENON - 3. 150 Km**

Seq	Num	Heure	Secteur 1	Secteur 2	Secteur 3	Tour	Temps	Pilote
646	812	[DRIVER] 9h07:32.191				32		<b>REVEL Guillaume</b>
647	812	[OUT] 16h36:22.963				32	<b>3:54.887</b>	REVEL Guillaume
667	812	16h38:17.481	38.588	33.436	42.494	33		REVEL Guillaume
684	812	16h40:09.952	36.824	33.105	42.542	34	1:52.471	REVEL Guillaume
701	812	16h42:01.960	36.848	32.883	42.277	35	1:52.008	REVEL Guillaume
717	812	16h43:54.746	37.104	33.234	42.448	36	1:52.786	REVEL Guillaume
733	812	16h45:47.150	36.813	32.953	42.638	37	1:52.404	REVEL Guillaume
746	812	16h47:40.164	37.402	33.158	42.454	38	1:53.014	REVEL Guillaume
761	812	16h49:32.743	36.962	32.912	42.705	39	1:52.579	REVEL Guillaume
779	812	16h51:24.729	36.808	32.805	42.373	40	1:51.986	REVEL Guillaume
795	812	16h53:17.076	37.069	32.865	42.413	41	1:52.347	REVEL Guillaume
810	812	16h55:09.703	37.162	32.795	42.670	42	1:52.627	REVEL Guillaume
825	812	16h57:01.611	36.707	<b>32.469</b>	42.732	43	1:51.908	REVEL Guillaume
840	812	16h58:53.451	36.754	32.818	42.268	44	1:51.840	REVEL Guillaume
859	812	17h00:45.545	36.653	32.992	42.449	45	1:52.094	REVEL Guillaume
877	812	17h02:37.456	36.676	32.851	42.384	46	1:51.911	REVEL Guillaume
893	812	17h04:29.058	36.634	32.677	42.291	47	<b>1:51.602</b>	REVEL Guillaume
911	812	17h06:20.827	36.798	32.773	42.198	48	1:51.769	REVEL Guillaume
926	812	17h08:12.826	36.809	32.557	42.633	49	1:51.999	REVEL Guillaume
942	812	17h10:04.584	36.610	32.784	42.364	50	1:51.758	REVEL Guillaume
956	812	17h11:58.768	37.206	34.765	42.213	51	1:54.184	REVEL Guillaume
970	812	17h13:50.320	36.477	32.573	42.502	52	<b>1:51.552</b>	REVEL Guillaume
982	812	[IN] 17h15:35.146	36.461	32.729	35.636	53		
1009	812	[DRIVER] 11h01:26.316				53		<b>REVEL Christian</b>
1010	812	[OUT] 17h18:42.080				53	<b>3:06.934</b>	REVEL Christian
1024	812	17h20:36.418	37.273	33.675	43.390	54		REVEL Christian
1042	812	17h22:30.870	38.358	33.006	43.088	55	1:54.452	REVEL Christian
1058	812	17h24:26.969	38.294	33.535	44.270	56	1:56.099	REVEL Christian
1075	812	17h26:22.127	38.057	33.790	43.311	57	1:55.158	REVEL Christian
1091	812	17h28:16.946	37.711	33.928	43.180	58	1:54.819	REVEL Christian
1109	812	17h30:12.196	37.490	33.556	44.204	59	1:55.250	REVEL Christian
1123	812	17h32:05.816	37.121	33.329	43.170	60	1:53.620	REVEL Christian
1139	812	17h33:59.588	37.704	33.028	43.040	61	1:53.772	REVEL Christian
1150		2h05:59.421						<b>CODE 60</b>
1158	812	17h36:33.641	37.002	33.289	1:23.762	62	2:34.053	REVEL Christian
1167		2h08:42.080						<b>START</b>
1177	812	[IN] 17h38:58.364	1:08.135	40.397	36.191	63		
1200	812	[DRIVER] 11h24:45.606				63		<b>REVEL Guillaume</b>
1202	812	[OUT] 17h42:01.543				63	<b>3:03.179</b>	REVEL Guillaume
1220	812	17h43:55.818	38.201	33.189	42.885	64		REVEL Guillaume
1234	812	17h45:48.095	37.435	32.574	42.268	65	1:52.277	REVEL Guillaume

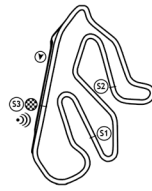


**LÉDENON - 3. 150 Km**

Seq	Num	Heure	Secteur 1	Secteur 2	Secteur 3	Tour	Temps	Pilote
1248	812	17h47:39.676	36.510	32.715	42.356	66	1:51.581	REVEL Guillaume
1264	812	17h49:31.161	36.432	32.743	42.310	67	<b>1:51.485</b>	REVEL Guillaume
1278	812	17h51:22.991	36.775	32.573	42.482	68	1:51.830	REVEL Guillaume
1293	812	17h53:14.784	36.762	32.639	42.392	69	1:51.793	REVEL Guillaume
1307	812	17h55:06.509	36.670	32.560	42.495	70	1:51.725	REVEL Guillaume
1324	812	17h56:58.573	37.035	32.619	42.410	71	1:52.064	REVEL Guillaume
1342	812	17h58:50.677	36.910	32.770	42.424	72	1:52.104	REVEL Guillaume
1362	812	18h00:41.746	<b>36.261</b>	32.631	42.177	73	<b>1:51.069</b>	REVEL Guillaume
1377	812	18h02:33.338	36.601	<b>32.429</b>	42.562	74	1:51.592	REVEL Guillaume
1396	812	18h04:24.744	36.719	32.522	42.165	75	1:51.406	REVEL Guillaume
1410	812	<b>[IN] 18h06:12.181</b>	36.679	33.366	37.392	76		
1435	812	[DRIVER] 10h40:26.510				76		<b>REVEL Christian</b>
1436	812	<b>[OUT] 18h09:17.264</b>				76	<b>3:05.083</b>	REVEL Christian
1453	812	18h11:12.615	37.882	33.571	43.898	77		REVEL Christian
1468	812	18h13:07.563	38.507	33.480	42.961	78	1:54.948	REVEL Christian
1485	812	18h15:01.315	37.572	33.194	42.986	79	1:53.752	REVEL Christian
1501	812	18h16:56.131	37.726	33.936	43.154	80	1:54.816	REVEL Christian
1515	812	18h18:49.698	37.271	33.092	43.204	81	1:53.567	REVEL Christian
1531	812	18h20:44.221	37.386	33.352	43.785	82	1:54.523	REVEL Christian
1548	812	18h22:39.343	38.510	33.342	43.270	83	1:55.122	REVEL Christian
1566	812	18h24:33.059	37.624	33.105	42.987	84	1:53.716	REVEL Christian
1582	812	18h26:26.913	37.577	32.958	43.319	85	1:53.854	REVEL Christian
1599	812	18h28:20.365	37.424	33.128	42.900	86	1:53.452	REVEL Christian
1616	812	18h30:14.113	37.772	32.986	42.990	87	1:53.748	REVEL Christian
1620		3h01:22.670						<b>FINISH</b>
1633	812	18h32:08.199	37.191	32.967	43.928	88	1:54.086	REVEL Christian

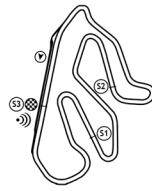






**LÉDENON - 3. 150 Km**

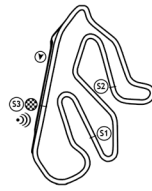
Seq	Num	Heure	Secteur 1	Secteur 2	Secteur 3	Tour	Temps	Pilote
<b>815 JEANPAT RACING</b>								
45	815	[DRIVER] 7h52:12.970						<b>ROUGERON Sylvain</b>
46	815	[OUT] 15h21:03.679						
65	815	15h26:22.171	43.739	42.038	3:52.715			
66								<b>START</b>
81	815	15h29:11.931	58.379	44.526	<b>1:06.855</b>			ROUGERON Sylvain
97	815	15h31:10.227	<b>40.019</b>	<b>34.689</b>	<b>43.588</b>	1	<b>1:58.296</b>	ROUGERON Sylvain
111	815	15h33:04.732	<b>37.341</b>	<b>33.511</b>	43.653	2	<b>1:54.505</b>	ROUGERON Sylvain
128	815	15h34:59.439	<b>37.055</b>	34.653	<b>42.999</b>	3	1:54.707	ROUGERON Sylvain
144	815	15h36:54.551	38.154	33.554	43.404	4	1:55.112	ROUGERON Sylvain
159	815	15h38:49.398	39.271	<b>33.007</b>	<b>42.569</b>	5	1:54.847	ROUGERON Sylvain
175	815	15h40:42.723	37.377	33.504	<b>42.444</b>	6	<b>1:53.325</b>	ROUGERON Sylvain
192	815	15h42:35.752	37.372	33.103	42.554	7	<b>1:53.029</b>	ROUGERON Sylvain
209	815	15h44:30.981	37.659	33.532	44.038	8	1:55.229	ROUGERON Sylvain
220	815	[IN] 15h46:19.582				9		
418	815	[DRIVER] 9h52:27.566				9		<b>DUCHENE Alice</b>
419	815	[OUT] 16h09:44.176				9	<b>23:24.594</b>	DUCHENE Alice
436	815	16h11:44.299	41.263	34.494	44.366	10		DUCHENE Alice
453	815	16h13:43.926	39.848	35.304	44.475	11	1:59.627	DUCHENE Alice
469	815	16h15:43.349	39.128	34.966	45.329	12	1:59.423	DUCHENE Alice
487	815	16h17:43.642	39.906	35.301	45.086	13	2:00.293	DUCHENE Alice
503	815	16h19:43.134	39.944	34.940	44.608	14	1:59.492	DUCHENE Alice
522	815	16h21:45.009	41.556	35.168	45.151	15	2:01.875	DUCHENE Alice
539	815	16h23:46.358	39.990	36.933	44.426	16	2:01.349	DUCHENE Alice
555	815	16h25:45.472	39.640	34.938	44.536	17	1:59.114	DUCHENE Alice
573	815	16h27:43.876	39.371	34.665	44.368	18	1:58.404	DUCHENE Alice
589	815	16h29:43.790	40.395	34.812	44.707	19	1:59.914	DUCHENE Alice
607	815	16h31:43.818	40.512	34.847	44.669	20	2:00.028	DUCHENE Alice
625	815	16h33:42.831	39.940	34.695	44.378	21	1:59.013	DUCHENE Alice
641	815	16h35:40.493	39.740	34.466	43.456	22	1:57.662	DUCHENE Alice
659	815	16h37:40.340	39.370	35.032	45.445	23	1:59.847	DUCHENE Alice
679	815	16h39:40.111	39.625	34.855	45.291	24	1:59.771	DUCHENE Alice
696	815	16h41:38.622	39.603	34.584	44.324	25	1:58.511	DUCHENE Alice
713	815	16h43:39.862	40.114	35.670	45.456	26	2:01.240	DUCHENE Alice
730	815	16h45:42.043	40.483	35.073	46.625	27	2:02.181	DUCHENE Alice
748	815	[IN] 16h47:42.131	44.335	35.113	40.640	28		
773	815	[DRIVER] 9h22:16.948				28		<b>ROUGERON Sylvain</b>
774	815	[OUT] 16h51:07.711				28	<b>3:25.580</b>	ROUGERON Sylvain
790	815	16h53:01.180	37.394	33.031	43.044	29		ROUGERON Sylvain
806	815	16h54:53.331	<b>36.780</b>	<b>32.749</b>	42.622	30	<b>1:52.151</b>	ROUGERON Sylvain



**LÉDENON - 3. 150 Km**

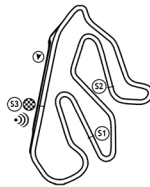
Seq	Num	Heure	Secteur 1	Secteur 2	Secteur 3	Tour	Temps	Pilote
822	815	16h56:45.819	36.872	33.143	42.473	31	1:52.488	ROUGERON Sylvain
837	815	16h58:38.414	37.017	33.064	42.514	32	1:52.595	ROUGERON Sylvain
856	815	17h00:32.417	38.085	33.250	42.668	33	1:54.003	ROUGERON Sylvain
875	815	17h02:24.950	36.809	33.102	42.622	34	1:52.533	ROUGERON Sylvain
889	815	17h04:17.004	<b>36.713</b>	32.800	42.541	35	<b>1:52.054</b>	ROUGERON Sylvain
908	815	17h06:09.250	37.056	<b>32.663</b>	42.527	36	1:52.246	ROUGERON Sylvain
924	815	17h08:03.844	38.507	32.827	43.260	37	1:54.594	ROUGERON Sylvain
941	815	17h10:01.721	39.777	33.720	44.380	38	1:57.877	ROUGERON Sylvain
955	815	17h11:55.588	38.645	32.666	42.556	39	1:53.867	ROUGERON Sylvain
969	815	17h13:48.451	36.936	32.770	43.157	40	1:52.863	ROUGERON Sylvain
986	815	17h15:42.266	36.966	33.291	43.558	41	1:53.815	ROUGERON Sylvain
1000	815	17h17:34.947	36.922	33.020	42.739	42	1:52.681	ROUGERON Sylvain
1016	815	17h19:28.850	36.940	33.012	43.951	43	1:53.903	ROUGERON Sylvain
1029	815	17h21:21.840	37.407	33.144	<b>42.439</b>	44	1:52.990	ROUGERON Sylvain
1047	815	17h23:16.060	37.591	33.042	43.587	45	1:54.220	ROUGERON Sylvain
1062	815	[IN] 17h25:03.652	37.474	33.394	36.724	46		
1089	815	[DRIVER] 11h10:56.931				46		<b>DUCHENE Alice</b>
1090	815	[OUT] 17h28:13.118				46	<b>3:09.466</b>	DUCHENE Alice
1111	815	17h30:28.067	39.686	48.890	46.373	47		DUCHENE Alice
1128	815	17h32:28.746	40.206	35.423	45.050	48	2:00.679	DUCHENE Alice
1144	815	17h34:31.443	40.111	35.116	47.470	49	2:02.697	DUCHENE Alice
1150		2h05:59.421						<b>CODE 60</b>
1162	815	[IN] 17h37:08.045	46.957	52.128	57.517	50		
1167		2h08:42.080						<b>START</b>
1168	815	[DRIVER] 11h20:33.378				50		<b>DUCHENE Alice</b>
1169	815	[OUT] 17h37:49.378				50	<b>41.333</b>	DUCHENE Alice
1184	815	17h39:52.426	42.774	35.217	45.057	51		DUCHENE Alice
1199	815	17h41:54.896	42.023	35.377	45.070	52	2:02.470	DUCHENE Alice
1218	815	17h43:54.545	40.310	34.801	44.538	53	1:59.649	DUCHENE Alice
1236	815	17h45:54.903	40.728	34.845	44.785	54	2:00.358	DUCHENE Alice
1253	815	17h47:55.912	39.761	34.960	46.288	55	2:01.009	DUCHENE Alice
1272	815	17h50:01.726	44.051	35.128	46.635	56	2:05.814	DUCHENE Alice
1287	815	17h51:59.950	38.969	34.625	44.630	57	1:58.224	DUCHENE Alice
1302	815	[IN] 17h53:53.758	39.659	34.788	39.361	58		
1332	815	[DRIVER] 10h28:38.780				58		<b>ROUGERON Sylvain</b>
1333	815	[OUT] 17h57:29.713				58	<b>3:35.955</b>	ROUGERON Sylvain
1348	815	17h59:23.305	37.577	32.987	43.028	59		ROUGERON Sylvain
1366	815	18h01:15.265	<b>36.646</b>	32.753	42.561	60	<b>1:51.960</b>	ROUGERON Sylvain
1382	815	18h03:08.098	36.992	32.962	42.879	61	1:52.833	ROUGERON Sylvain
1401	815	18h05:01.348	37.390	32.999	42.861	62	1:53.250	ROUGERON Sylvain
1416	815	18h06:53.504	36.826	32.735	42.595	63	1:52.156	ROUGERON Sylvain





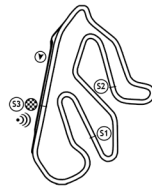
**LEDENON - 3. 150 Km**

Seq	Num	Heure	Secteur 1	Secteur 2	Secteur 3	Tour	Temps	Pilote
1432	815	18h08:45.868	36.903	32.689	42.772	64	1:52.364	ROUGERON Sylvain
1449	815	[IN] 18h10:31.502	36.660	32.677	36.297	65		
1473	815	[DRIVER] 10h44:43.883				65		<b>DUCHENE Alice</b>
1474	815	[OUT] 18h13:34.946				65	<b>3:03.444</b>	DUCHENE Alice
1492	815	18h15:37.047	39.757	35.238	47.106	66		DUCHENE Alice
1509	815	18h17:36.618	40.663	34.406	44.502	67	1:59.571	DUCHENE Alice
1527	815	18h19:35.662	39.487	35.014	44.543	68	1:59.044	DUCHENE Alice
1544	815	18h21:35.986	39.782	35.011	45.531	69	2:00.324	DUCHENE Alice
1561	815	18h23:38.071	40.040	37.122	44.923	70	2:02.085	DUCHENE Alice
1578	815	18h25:36.948	39.814	34.624	44.439	71	1:58.877	DUCHENE Alice
1595	815	18h27:35.824	39.764	34.339	44.773	72	1:58.876	DUCHENE Alice
1613	815	18h29:36.916	42.403	34.341	44.348	73	2:01.092	DUCHENE Alice
1620		3h01:22.670						FINISH
1630	815	18h31:35.974	39.318	34.227	45.513	74	1:59.058	DUCHENE Alice



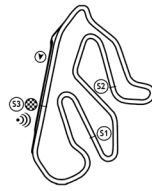
**LÉDENON - 3. 150 Km**

Seq	Num	Heure	Secteur 1	Secteur 2	Secteur 3	Tour	Temps	Pilote
<b>818 AFC RACING</b>								
41	818	[DRIVER] 9h03:41.707						<b>BARATON Patrice</b>
42	818	[OUT] 15h20:57.423						
63	818	15h26:21.267	47.502	42.460	3:53.882			
66								<b>START</b>
79	818	15h29:11.166	58.270	44.646	<b>1:06.983</b>			BARATON Patrice
98	818	15h31:11.568	<b>41.199</b>	<b>34.863</b>	<b>44.340</b>	1	<b>2:00.402</b>	BARATON Patrice
114	818	15h33:07.022	<b>37.893</b>	<b>34.202</b>	<b>43.359</b>	2	<b>1:55.454</b>	BARATON Patrice
129	818	15h35:03.698	38.742	34.348	43.586	3	1:56.676	BARATON Patrice
145	818	15h37:01.540	38.128	34.737	44.977	4	1:57.842	BARATON Patrice
160	818	15h38:58.710	38.212	34.754	44.204	5	1:57.170	BARATON Patrice
176	818	15h40:56.266	38.829	34.318	44.409	6	1:57.556	BARATON Patrice
193	818	15h42:54.204	38.377	34.738	44.823	7	1:57.938	BARATON Patrice
210	818	15h44:52.396	38.664	35.052	44.476	8	1:58.192	BARATON Patrice
225	818	15h46:51.066	39.293	34.504	44.873	9	1:58.670	BARATON Patrice
252	818	15h48:50.559	39.478	34.835	45.180	10	1:59.493	BARATON Patrice
266	818	15h50:48.595	38.399	35.072	44.565	11	1:58.036	BARATON Patrice
280	818	15h52:47.704	38.803	34.347	45.959	12	1:59.109	BARATON Patrice
297	818	15h54:45.554	38.944	34.400	44.506	13	1:57.850	BARATON Patrice
312	818	15h56:42.484	38.519	34.373	44.038	14	1:56.930	BARATON Patrice
326	818	15h58:41.001	38.705	35.110	44.702	15	1:58.517	BARATON Patrice
341	818	16h00:39.791	38.216	35.176	45.398	16	1:58.790	BARATON Patrice
362	818	16h02:41.187	39.062	36.559	45.775	17	2:01.396	BARATON Patrice
377	818	[IN] 16h04:37.624	38.687	34.833	42.917	18		
400	818	[DRIVER] 9h50:23.979				18		<b>RAVEAU Jean claude</b>
401	818	[OUT] 16h07:39.871				18	<b>3:02.247</b>	RAVEAU Jean claude
417	818	16h09:39.147	41.569	<b>34.148</b>	43.559	19		RAVEAU Jean claude
434	818	16h11:35.675	39.257	<b>33.637</b>	43.634	20	1:56.528	RAVEAU Jean claude
452	818	16h13:35.302	39.690	33.707	46.230	21	1:59.627	RAVEAU Jean claude
468	818	16h15:30.718	39.023	<b>33.082</b>	<b>43.311</b>	22	<b>1:55.416</b>	RAVEAU Jean claude
485	818	16h17:26.796	38.843	33.668	43.567	23	1:56.078	RAVEAU Jean claude
501	818	16h19:23.877	39.371	34.087	43.623	24	1:57.081	RAVEAU Jean claude
519	818	16h21:21.982	40.946	33.450	43.709	25	1:58.105	RAVEAU Jean claude
535	818	16h23:18.659	39.286	33.376	44.015	26	1:56.677	RAVEAU Jean claude
551	818	16h25:15.880	39.636	33.977	43.608	27	1:57.221	RAVEAU Jean claude
569	818	16h27:12.881	39.018	33.974	44.009	28	1:57.001	RAVEAU Jean claude
587	818	16h29:09.815	40.155	33.470	<b>43.309</b>	29	1:56.934	RAVEAU Jean claude
605	818	16h31:05.611	38.530	33.553	43.713	30	1:55.796	RAVEAU Jean claude
619	818	16h33:01.695	38.719	33.579	43.786	31	1:56.084	RAVEAU Jean claude
637	818	[IN] 16h34:52.859	38.951	33.737	38.476	32		



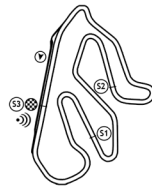
**LÉDENON - 3. 150 Km**

Seq	Num	Heure	Secteur 1	Secteur 2	Secteur 3	Tour	Temps	Pilote
663	818	[DRIVER] 9h09:05.361				32		<b>BARATON Patrice</b>
664	818	[OUT] 16h37:55.971				32	<b>3:03.112</b>	BARATON Patrice
681	818	16h39:51.545	<b>37.516</b>	34.239	43.819	33		BARATON Patrice
698	818	16h41:47.964	38.265	33.965	44.189	34	1:56.419	BARATON Patrice
714	818	16h43:44.000	38.402	33.491	44.143	35	1:56.036	BARATON Patrice
731	818	16h45:42.625	40.076	33.902	44.647	36	1:58.625	BARATON Patrice
745	818	16h47:38.105	37.853	33.902	43.725	37	1:55.480	BARATON Patrice
762	818	16h49:35.768	39.567	34.259	43.837	38	1:57.663	BARATON Patrice
782	818	16h51:32.743	38.972	34.436	43.567	39	1:56.975	BARATON Patrice
798	818	16h53:28.734	37.931	34.172	43.888	40	1:55.991	BARATON Patrice
814	818	16h55:24.587	37.903	34.084	43.866	41	1:55.853	BARATON Patrice
831	818	16h57:22.631	39.306	34.274	44.464	42	1:58.044	BARATON Patrice
845	818	16h59:18.880	37.929	34.073	44.247	43	1:56.249	BARATON Patrice
861	818	[IN] 17h01:11.876	38.657	34.602	39.737	44		
895	818	[DRIVER] 9h35:47.324				44		<b>RAVEAU Jean claude</b>
896	818	[OUT] 17h04:38.157				44	<b>3:26.281</b>	RAVEAU Jean claude
913	818	17h06:36.380	40.509	33.896	43.818	45		RAVEAU Jean claude
929	818	17h08:31.750	38.712	33.279	43.379	46	<b>1:55.370</b>	RAVEAU Jean claude
945	818	17h10:27.726	38.806	33.455	43.715	47	1:55.976	RAVEAU Jean claude
960	818	17h12:23.415	38.726	33.330	43.633	48	1:55.689	RAVEAU Jean claude
974	818	17h14:19.151	38.950	33.550	<b>43.236</b>	49	1:55.736	RAVEAU Jean claude
991	818	17h16:13.854	38.536	33.274	<b>42.893</b>	50	<b>1:54.703</b>	RAVEAU Jean claude
1005	818	17h18:09.612	38.561	33.402	43.795	51	1:55.758	RAVEAU Jean claude
1022	818	17h20:04.091	38.420	<b>33.049</b>	43.010	52	<b>1:54.479</b>	RAVEAU Jean claude
1040	818	17h21:59.477	38.315	33.409	43.662	53	1:55.386	RAVEAU Jean claude
1055	818	17h23:55.034	39.180	33.491	<b>42.886</b>	54	1:55.557	RAVEAU Jean claude
1071	818	17h25:50.272	38.534	33.590	43.114	55	1:55.238	RAVEAU Jean claude
1086	818	17h27:45.181	37.946	33.621	43.342	56	1:54.909	RAVEAU Jean claude
1103	818	17h29:41.270	38.150	33.842	44.097	57	1:56.089	RAVEAU Jean claude
1117	818	[IN] 17h31:33.559	39.939	34.414	37.936	58		
1145	818	[DRIVER] 11h17:20.343				58		<b>BARATON Patrice</b>
1146	818	[OUT] 17h34:36.048				58	<b>3:02.489</b>	BARATON Patrice
1150		2h05:59.421						<b>CODE 60</b>
1165	818	17h37:17.301	44.120	51.350	1:05.783	59		BARATON Patrice
1167		2h08:42.080						<b>START</b>
1182	818	17h39:24.992	50.406	33.746	43.539	60	2:07.691	BARATON Patrice
1196	818	17h41:20.105	<b>37.356</b>	33.712	44.045	61	1:55.113	BARATON Patrice
1215	818	17h43:17.545	38.589	33.819	45.032	62	1:57.440	BARATON Patrice
1232	818	17h45:18.620	39.106	37.338	44.631	63	2:01.075	BARATON Patrice
1246	818	17h47:17.707	39.361	34.462	45.264	64	1:59.087	BARATON Patrice
1262	818	17h49:14.920	38.490	34.358	44.365	65	1:57.213	BARATON Patrice



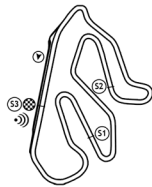
**LEDENON - 3. 150 Km**

Seq	Num	Heure	Secteur 1	Secteur 2	Secteur 3	Tour	Temps	Pilote
1277	818	17h51:12.184	38.256	33.932	45.076	66	1:57.264	BARATON Patrice
1292	818	17h53:09.936	39.043	34.624	44.085	67	1:57.752	BARATON Patrice
1308	818	17h55:07.098	38.225	33.826	45.111	68	1:57.162	BARATON Patrice
1326	818	17h57:05.053	38.060	34.814	45.081	69	1:57.955	BARATON Patrice
1343	818	[IN] 17h58:59.268	37.843	33.754	42.618	70		
1350	818	[DRIVER] 10h30:36.103				70		<b>BARATON Patrice</b>
1351	818	[OUT] 17h59:26.867				70	<b>27.599</b>	BARATON Patrice
1368	818	18h01:24.843	38.542	34.360	45.074	71		BARATON Patrice
1387	818	18h03:22.206	38.374	34.005	44.984	72	1:57.363	BARATON Patrice
1404	818	18h05:18.587	38.336	34.356	43.689	73	1:56.381	BARATON Patrice
1419	818	[IN] 18h07:11.653	38.105	35.231	39.730	74		
1446	818	[DRIVER] 10h41:26.786				74		<b>RAVEAU Jean claude</b>
1447	818	[OUT] 18h10:17.651				74	<b>3:05.998</b>	RAVEAU Jean claude
1463	818	18h12:14.359	39.845	33.450	43.413	75		RAVEAU Jean claude
1480	818	18h14:09.890	39.219	33.387	42.925	76	1:55.531	RAVEAU Jean claude
1496	818	18h16:05.366	38.817	33.254	43.405	77	1:55.476	RAVEAU Jean claude
1511	818	18h18:00.580	38.949	33.256	43.009	78	1:55.214	RAVEAU Jean claude
1529	818	18h19:55.797	38.658	33.353	43.206	79	1:55.217	RAVEAU Jean claude
1546	818	18h21:51.942	38.938	33.654	43.553	80	1:56.145	RAVEAU Jean claude
1562	818	18h23:47.194	38.583	33.374	43.295	81	1:55.252	RAVEAU Jean claude
1579	818	18h25:41.848	38.562	33.076	43.016	82	1:54.654	RAVEAU Jean claude
1596	818	18h27:37.072	38.427	33.115	43.682	83	1:55.224	RAVEAU Jean claude
1612	818	18h29:32.644	39.006	33.221	43.345	84	1:55.572	RAVEAU Jean claude
1620		3h01:22.670						FINISH
1628	818	18h31:29.874	38.400	34.236	44.594	85	1:57.230	RAVEAU Jean claude



**LEDENON - 3. 150 Km**

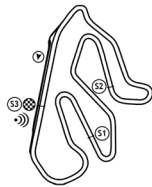
Seq	Num	Heure	Secteur 1	Secteur 2	Secteur 3	Tour	Temps	Pilote
<b>824 PH SPORT BY GPA</b>								
16	824	[DRIVER] 9h02:32.139						<b>BAUMEL Mathieu</b>
17	824	[DRIVER] 9h02:34.966						<b>BAUMEL Mathieu</b>
18	824	[OUT] 15h19:52.636						
50	824	15h26:13.107	50.178	40.177	4:50.116			
66								<b>START</b>
67	824	15h29:08.180	57.721	46.208	<b>1:11.144</b>			BAUMEL Mathieu
83	824	15h31:01.667	<b>37.895</b>	<b>33.346</b>	<b>42.246</b>	1	<b>1:53.487</b>	BAUMEL Mathieu
99	824	15h32:52.905	<b>36.517</b>	<b>32.431</b>	42.290	2	<b>1:51.238</b>	BAUMEL Mathieu
115	824	15h34:44.293	<b>36.512</b>	32.596	42.280	3	1:51.388	BAUMEL Mathieu
132	824	15h36:34.974	<b>36.353</b>	32.502	<b>41.826</b>	4	<b>1:50.681</b>	BAUMEL Mathieu
147	824	15h38:25.895	36.435	32.677	<b>41.809</b>	5	1:50.921	BAUMEL Mathieu
164	824	15h40:16.994	36.501	32.664	41.934	6	1:51.099	BAUMEL Mathieu
181	824	15h42:08.112	<b>36.250</b>	32.983	41.885	7	1:51.118	BAUMEL Mathieu
197	824	15h43:59.088	<b>36.082</b>	32.709	42.185	8	1:50.976	BAUMEL Mathieu
213	824	15h45:50.415	36.354	32.598	42.375	9	1:51.327	BAUMEL Mathieu
234	824	15h47:41.691	36.394	32.731	42.151	10	1:51.276	BAUMEL Mathieu
255	824	15h49:33.030	36.397	32.883	42.059	11	1:51.339	BAUMEL Mathieu
268	824	15h51:24.545	36.472	32.729	42.314	12	1:51.515	BAUMEL Mathieu
283	824	15h53:16.898	37.083	32.962	42.308	13	1:52.353	BAUMEL Mathieu
298	824	15h55:08.743	36.821	32.761	42.263	14	1:51.845	BAUMEL Mathieu
313	824	15h57:00.488	36.637	32.693	42.415	15	1:51.745	BAUMEL Mathieu
327	824	[IN] 15h58:45.046	37.051	32.669	34.838	16		
352	824	[DRIVER] 9h44:40.238				16		<b>PIALLAT Tom</b>
353	824	[OUT] 16h01:56.073				16	<b>3:11.027</b>	PIALLAT Tom
368	824	16h03:47.856	36.411	32.823	42.549	17		PIALLAT Tom
385	824	16h05:39.753	36.846	32.695	42.356	18	1:51.897	PIALLAT Tom
399	824	16h07:31.173	36.596	32.600	42.224	19	1:51.420	PIALLAT Tom
415	824	16h09:22.597	36.320	32.619	42.485	20	1:51.424	PIALLAT Tom
432	824	16h11:14.323	36.806	32.636	42.284	21	1:51.726	PIALLAT Tom
447	824	16h13:05.298	36.251	32.654	42.070	22	1:50.975	PIALLAT Tom
462	824	16h14:56.722	36.387	32.527	42.510	23	1:51.424	PIALLAT Tom
480	824	16h16:47.611	36.322	32.454	42.113	24	1:50.889	PIALLAT Tom
495	824	16h18:38.273	36.110	32.563	41.989	25	<b>1:50.662</b>	PIALLAT Tom
510	824	16h20:29.980	36.957	32.558	42.192	26	1:51.707	PIALLAT Tom
526	824	16h22:22.138	36.697	33.100	42.361	27	1:52.158	PIALLAT Tom
541	824	16h24:14.357	36.705	32.990	42.524	28	1:52.219	PIALLAT Tom
557	824	16h26:05.884	36.535	32.734	42.258	29	1:51.527	PIALLAT Tom
574	824	[IN] 16h27:50.175	36.417	32.662	35.212	30		
602	824	[DRIVER] 10h13:34.702				30		<b>BAUMEL Mathieu</b>



**LÉDENON - 3. 150 Km**

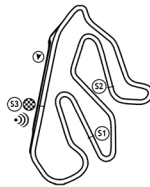
Seq	Num	Heure	Secteur 1	Secteur 2	Secteur 3	Tour	Temps	Pilote
603	824	[OUT] 16h30:50.722				30	3:00.547	BAUMEL Mathieu
616	824	16h32:44.291	37.252	33.534	42.783	31		BAUMEL Mathieu
635	824	16h34:37.525	37.056	33.219	42.959	32	1:53.234	BAUMEL Mathieu
650	824	16h36:29.688	36.752	33.081	42.330	33	1:52.163	BAUMEL Mathieu
670	824	16h38:23.430	37.199	34.068	42.475	34	1:53.742	BAUMEL Mathieu
685	824	16h40:15.529	36.860	32.910	42.329	35	1:52.099	BAUMEL Mathieu
702	824	16h42:07.953	36.963	33.001	42.460	36	1:52.424	BAUMEL Mathieu
718	824	16h43:59.620	36.615	32.884	42.168	37	1:51.667	BAUMEL Mathieu
734	824	16h45:52.242	37.388	32.992	42.242	38	1:52.622	BAUMEL Mathieu
749	824	16h47:45.833	37.084	33.314	43.193	39	1:53.591	BAUMEL Mathieu
764	824	16h49:38.350	36.882	32.975	42.660	40	1:52.517	BAUMEL Mathieu
780	824	16h51:30.491	36.836	32.833	42.472	41	1:52.141	BAUMEL Mathieu
796	824	16h53:22.611	36.767	33.049	42.304	42	1:52.120	BAUMEL Mathieu
812	824	16h55:14.637	36.958	32.884	42.184	43	1:52.026	BAUMEL Mathieu
828	824	16h57:06.947	36.942	33.076	42.292	44	1:52.310	BAUMEL Mathieu
839	824	[IN] 16h58:52.303	36.763	32.792	35.801	45		
867	824	[DRIVER] 9h33:03.669				45		PIALLAT Tom
868	824	[OUT] 17h01:54.418				45	3:02.115	PIALLAT Tom
883	824	17h03:44.496	35.452	32.600	42.026	46		PIALLAT Tom
899	824	17h05:36.197	37.012	32.581	42.108	47	1:51.701	PIALLAT Tom
915	824	17h07:27.865	36.676	32.831	42.161	48	1:51.668	PIALLAT Tom
931	824	17h09:19.173	36.521	32.620	42.167	49	1:51.308	PIALLAT Tom
947	824	17h11:10.266	36.396	32.604	42.093	50	1:51.093	PIALLAT Tom
962	824	17h13:01.168	36.463	32.450	41.989	51	1:50.902	PIALLAT Tom
978	824	17h14:52.106	36.492	32.451	41.995	52	1:50.938	PIALLAT Tom
993	824	17h16:43.005	36.381	32.454	42.064	53	1:50.899	PIALLAT Tom
1008	824	17h18:33.507	36.196	32.296	42.010	54	1:50.502	PIALLAT Tom
1023	824	17h20:24.110	36.256	32.386	41.961	55	1:50.603	PIALLAT Tom
1041	824	17h22:15.196	36.677	32.472	41.937	56	1:51.086	PIALLAT Tom
1057	824	17h24:06.226	36.420	32.429	42.181	57	1:51.030	PIALLAT Tom
1072	824	17h25:57.683	36.454	32.681	42.322	58	1:51.457	PIALLAT Tom
1087	824	17h27:49.067	36.625	32.648	42.111	59	1:51.384	PIALLAT Tom
1100	824	[IN] 17h29:33.714	36.373	32.433	35.841	60		
1129	824	[DRIVER] 11h15:21.585				60		BAUMEL Mathieu
1130	824	[OUT] 17h32:37.260				60	3:03.546	BAUMEL Mathieu
1143	824	17h34:30.243	36.480	33.201	43.302	61		BAUMEL Mathieu
1150		2h05:59.421						CODE 60
1164	824	17h37:11.657	42.965	49.686	1:08.763	62	2:41.414	BAUMEL Mathieu
1167		2h08:42.080						START
1180	824	[IN] 17h39:14.150	54.233	32.933	35.327	63		
1204	824	[DRIVER] 11h25:03.669				63		PIALLAT Tom





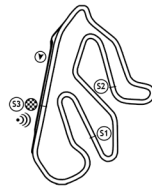
**LÉDENON - 3. 150 Km**

Seq	Num	Heure	Secteur 1	Secteur 2	Secteur 3	Tour	Temps	Pilote
1205	824	[OUT] 17h42:19.531				63	3:05.381	PIALLAT Tom
1222	824	17h44:10.546	35.728	33.008	42.279	64		PIALLAT Tom
1237	824	17h46:02.666	36.380	33.605	42.135	65	1:52.120	PIALLAT Tom
1251	824	17h47:54.830	36.583	32.492	43.089	66	1:52.164	PIALLAT Tom
1267	824	17h49:45.419	36.340	32.370	41.879	67	1:50.589	PIALLAT Tom
1282	824	17h51:37.685	36.792	33.188	42.286	68	1:52.266	PIALLAT Tom
1297	824	17h53:29.319	37.056	32.580	41.998	69	1:51.634	PIALLAT Tom
1311	824	17h55:20.380	36.709	32.388	41.964	70	1:51.061	PIALLAT Tom
1329	824	17h57:10.931	36.204	32.400	41.947	71	1:50.551	PIALLAT Tom
1345	824	17h59:03.125	36.404	32.350	43.440	72	1:52.194	PIALLAT Tom
1364	824	18h00:54.297	36.547	32.390	42.235	73	1:51.172	PIALLAT Tom
1378	824	18h02:44.901	36.292	32.371	41.941	74	1:50.604	PIALLAT Tom
1397	824	18h04:35.741	36.405	32.444	41.991	75	1:50.840	PIALLAT Tom
1413	824	18h06:26.679	36.262	32.379	42.297	76	1:50.938	PIALLAT Tom
1429	824	18h08:17.377	36.401	32.286	42.011	77	1:50.698	PIALLAT Tom
1443	824	18h10:08.140	36.208	32.413	42.142	78	1:50.763	PIALLAT Tom
1460	824	18h11:58.642	36.115	32.434	41.953	79	1:50.502	PIALLAT Tom
1477	824	18h13:49.201	36.274	32.454	41.831	80	1:50.559	PIALLAT Tom
1493	824	18h15:39.466	36.278	32.154	41.833	81	1:50.265	PIALLAT Tom
1507	824	18h17:31.189	36.868	32.599	42.256	82	1:51.723	PIALLAT Tom
1525	824	18h19:21.667	36.312	32.393	41.773	83	1:50.478	PIALLAT Tom
1539	824	18h21:13.046	36.161	32.586	42.632	84	1:51.379	PIALLAT Tom
1554	824	18h23:04.370	36.287	32.845	42.192	85	1:51.324	PIALLAT Tom
1572	824	18h24:54.944	36.388	32.311	41.875	86	1:50.574	PIALLAT Tom
1587	824	18h26:45.218	36.235	32.254	41.785	87	1:50.274	PIALLAT Tom
1604	824	18h28:36.671	36.234	33.016	42.203	88	1:51.453	PIALLAT Tom
1620		3h01:22.670						FINISH
1621	824	18h30:28.406	37.369	32.288	42.078	89	1:51.735	PIALLAT Tom

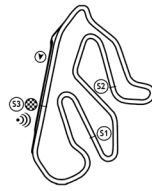


**LÉDENON - 3. 150 Km**

Seq	Num	Heure	Secteur 1	Secteur 2	Secteur 3	Tour	Temps	Pilote
<b>825 JEANPAT RACING</b>								
43	825	[DRIVER] 7h52:09.529						<b>GAVRIELI Raz</b>
44	825	[OUT] 15h21:00.275						
62	825	15h26:21.128	46.098	42.279	3:52.476			
66								<b>START</b>
80	825	15h29:11.344	59.067	44.283	<b>1:06.866</b>			GAVRIELI Raz
94	825	15h31:08.178	<b>38.939</b>	<b>34.548</b>	<b>43.347</b>	1	<b>1:56.834</b>	GAVRIELI Raz
112	825	15h33:05.192	<b>37.735</b>	34.598	44.681	2	1:57.014	GAVRIELI Raz
127	825	15h34:58.971	<b>36.942</b>	<b>33.837</b>	<b>43.000</b>	3	<b>1:53.779</b>	GAVRIELI Raz
141	825	15h36:53.664	37.765	<b>33.739</b>	43.189	4	1:54.693	GAVRIELI Raz
156	825	15h38:46.707	<b>36.769</b>	<b>32.989</b>	43.285	5	<b>1:53.043</b>	GAVRIELI Raz
172	825	15h40:39.760	37.744	33.210	<b>42.099</b>	6	1:53.053	GAVRIELI Raz
188	825	15h42:32.257	37.242	<b>32.847</b>	42.408	7	<b>1:52.497</b>	GAVRIELI Raz
204	825	15h44:25.580	37.051	33.194	43.078	8	1:53.323	GAVRIELI Raz
219	825	15h46:19.582	37.200	34.030	42.772	9	1:54.002	GAVRIELI Raz
242	825	15h48:13.327	37.320	33.501	42.924	10	1:53.745	GAVRIELI Raz
261	825	15h50:06.439	37.066	33.184	42.862	11	1:53.112	GAVRIELI Raz
275	825	15h51:59.159	37.087	32.992	42.641	12	1:52.720	GAVRIELI Raz
290	825	15h53:51.377	<b>36.297</b>	32.976	42.945	13	<b>1:52.218</b>	GAVRIELI Raz
306	825	15h55:44.556	37.310	33.060	42.809	14	1:53.179	GAVRIELI Raz
321	825	15h57:37.098	36.869	33.237	42.436	15	1:52.542	GAVRIELI Raz
337	825	15h59:29.441	36.765	33.025	42.553	16	1:52.343	GAVRIELI Raz
350	825	16h01:21.097	36.847	<b>32.778</b>	<b>42.031</b>	17	<b>1:51.656</b>	GAVRIELI Raz
367	825	16h03:13.808	36.673	33.090	42.948	18	1:52.711	GAVRIELI Raz
384	825	16h05:06.695	36.814	32.910	43.163	19	1:52.887	GAVRIELI Raz
398	825	16h06:59.486	37.133	32.951	42.707	20	1:52.791	GAVRIELI Raz
413	825	16h08:51.605	36.634	<b>32.676</b>	42.809	21	1:52.119	GAVRIELI Raz
429	825	16h10:43.808	36.638	33.018	42.547	22	1:52.203	GAVRIELI Raz
444	825	[IN] 16h12:28.767	36.701	32.947	35.311	23		
471	825	[DRIVER] 9h58:40.726				23		<b>BOGIN Nehama</b>
472	825	[OUT] 16h15:56.614				23	<b>3:27.847</b>	BOGIN Nehama
491	825	16h18:05.937	43.909	36.987	48.427	24		BOGIN Nehama
508	825	16h20:10.682	42.558	36.007	46.180	25	2:04.745	BOGIN Nehama
525	825	16h22:14.128	41.720	36.064	45.662	26	2:03.446	BOGIN Nehama
542	825	16h24:18.167	42.141	35.215	46.683	27	2:04.039	BOGIN Nehama
559	825	16h26:21.920	41.832	35.877	46.044	28	2:03.753	BOGIN Nehama
578	825	16h28:23.738	41.478	35.148	45.192	29	2:01.818	BOGIN Nehama
595	825	16h30:23.546	39.721	35.163	44.924	30	1:59.808	BOGIN Nehama
609	825	16h32:23.469	40.299	34.928	44.696	31	1:59.923	BOGIN Nehama
633	825	16h34:24.848	40.083	35.586	45.710	32	2:01.379	BOGIN Nehama

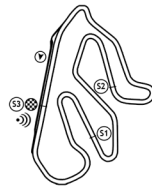

**LÉDENON - 3. 150 Km**

Seq	Num	Heure	Secteur 1	Secteur 2	Secteur 3	Tour	Temps	Pilote
648	825	16h36:24.294	40.258	34.482	44.706	33	1:59.446	BOGIN Nehama
669	825	[IN] 16h38:21.977	41.349	35.242	41.092	34		
693	825	[DRIVER] 9h12:33.863				34		<b>GAVRIELI Raz</b>
694	825	[OUT] 16h41:24.663				34	<b>3:02.686</b>	GAVRIELI Raz
709	825	16h43:15.959	<b>35.772</b>	33.199	42.325	35		GAVRIELI Raz
725	825	16h45:07.505	36.705	32.809	42.032	36	<b>1:51.546</b>	GAVRIELI Raz
741	825	16h46:58.720	36.489	<b>32.576</b>	42.150	37	<b>1:51.215</b>	GAVRIELI Raz
755	825	16h48:50.825	36.555	33.013	42.537	38	1:52.105	GAVRIELI Raz
770	825	16h50:42.022	36.405	32.594	42.198	39	<b>1:51.197</b>	GAVRIELI Raz
787	825	16h52:33.367	36.208	32.736	42.401	40	1:51.345	GAVRIELI Raz
803	825	16h54:24.716	36.278	32.829	42.242	41	1:51.349	GAVRIELI Raz
820	825	16h56:16.509	36.832	32.714	42.247	42	1:51.793	GAVRIELI Raz
835	825	16h58:07.549	36.504	<b>32.568</b>	<b>41.968</b>	43	<b>1:51.040</b>	GAVRIELI Raz
852	825	16h59:59.208	36.695	32.658	42.306	44	1:51.659	GAVRIELI Raz
866	825	17h01:50.598	36.336	<b>32.525</b>	42.529	45	1:51.390	GAVRIELI Raz
882	825	17h03:43.808	37.403	32.731	43.076	46	1:53.210	GAVRIELI Raz
900	825	17h05:36.838	37.941	32.855	42.234	47	1:53.030	GAVRIELI Raz
916	825	17h07:28.857	36.517	32.716	42.786	48	1:52.019	GAVRIELI Raz
932	825	17h09:19.800	36.443	32.781	<b>41.719</b>	49	<b>1:50.943</b>	GAVRIELI Raz
948	825	17h11:10.908	36.344	<b>32.429</b>	42.335	50	1:51.108	GAVRIELI Raz
963	825	17h13:02.398	36.713	32.625	42.152	51	1:51.490	GAVRIELI Raz
979	825	17h14:54.405	36.633	32.782	42.592	52	1:52.007	GAVRIELI Raz
994	825	17h16:45.897	36.546	32.594	42.352	53	1:51.492	GAVRIELI Raz
1007	825	[IN] 17h18:30.577	36.749	32.666	35.265	54		
1034	825	[DRIVER] 11h04:18.316				54		<b>BOGIN Nehama</b>
1035	825	[OUT] 17h21:34.242				54	<b>3:03.665</b>	BOGIN Nehama
1051	825	17h23:37.220	41.159	35.827	45.992	55		BOGIN Nehama
1068	825	17h25:38.998	40.762	35.380	45.636	56	2:01.778	BOGIN Nehama
1085	825	17h27:41.221	42.083	34.302	45.838	57	2:02.223	BOGIN Nehama
1102	825	17h29:40.381	39.750	34.277	45.133	58	1:59.160	BOGIN Nehama
1118	825	17h31:39.091	40.175	34.319	44.216	59	1:58.710	BOGIN Nehama
1136	825	17h33:41.182	39.262	34.092	48.737	60	2:02.091	BOGIN Nehama
1150		2h05:59.421						<b>CODE 60</b>
1155	825	17h36:12.787	40.027	34.943	1:16.635	61	2:31.605	BOGIN Nehama
1167		2h08:42.080						<b>START</b>
1176	825	17h38:56.609	1:07.574	49.977	46.271	62	2:43.822	BOGIN Nehama
1193	825	17h40:56.829	40.081	34.260	45.879	63	2:00.220	BOGIN Nehama
1209	825	17h42:54.969	39.114	34.455	44.571	64	1:58.140	BOGIN Nehama
1227	825	[IN] 17h44:47.018	39.251	34.160	38.638	65		
1250	825	[DRIVER] 10h19:03.604				65		<b>GAVRIELI Raz</b>
1252	825	[OUT] 17h47:54.456				65	<b>3:07.438</b>	GAVRIELI Raz



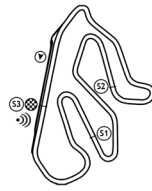
**LEDENON - 3. 150 Km**

Seq	Num	Heure	Secteur 1	Secteur 2	Secteur 3	Tour	Temps	Pilote
1266	825	17h49:45.117	35.805	32.538	42.318	66		GAVRIELI Raz
1281	825	17h51:37.325	36.959	33.144	42.105	67	1:52.208	GAVRIELI Raz
1296	825	17h53:29.058	36.695	32.948	42.090	68	1:51.733	GAVRIELI Raz
1312	825	17h55:21.497	37.263	32.595	42.581	69	1:52.439	GAVRIELI Raz
1327	825	[IN] 17h57:06.512	36.841	33.305	34.869	70		
1335	825	[DRIVER] 10h28:51.247				70		<b>GAVRIELI Raz</b>
1336	825	[OUT] 17h57:42.106				70	<b>35.594</b>	GAVRIELI Raz
1352	825	17h59:33.178	36.166	32.471	42.435	71		GAVRIELI Raz
1369	825	18h01:24.806	36.723	32.607	42.298	72	1:51.628	GAVRIELI Raz
1386	825	18h03:16.688	36.662	32.743	42.477	73	1:51.882	GAVRIELI Raz
1403	825	18h05:08.685	37.164	32.513	42.320	74	1:51.997	GAVRIELI Raz
1417	825	18h07:02.056	38.029	33.018	42.324	75	1:53.371	GAVRIELI Raz
1433	825	18h08:54.264	36.898	32.830	42.480	76	1:52.208	GAVRIELI Raz
1451	825	18h10:46.747	36.814	33.040	42.629	77	1:52.483	GAVRIELI Raz
1466	825	18h12:39.083	36.779	32.602	42.955	78	1:52.336	GAVRIELI Raz
1483	825	18h14:31.918	36.937	32.916	42.982	79	1:52.835	GAVRIELI Raz
1499	825	[IN] 18h16:16.904	36.757	32.728	35.501	80		
1521	825	[DRIVER] 10h50:24.739				80		<b>BOGIN Nehama</b>
1522	825	[OUT] 18h19:15.517				80	<b>2:58.613</b>	BOGIN Nehama
1542	825	18h21:19.262	40.203	36.972	46.570	81		BOGIN Nehama
1558	825	[IN] 18h23:16.616	42.885	34.952	39.517	82		
1564	825	[DRIVER] 12h06:37.241				82		<b>BOGIN Nehama</b>
1565	825	[OUT] 18h23:53.186				82	<b>36.570</b>	BOGIN Nehama
1581	825	18h25:55.397	41.442	35.156	45.613	83		BOGIN Nehama
1598	825	18h27:54.556	40.324	34.573	44.262	84	1:59.159	BOGIN Nehama
1615	825	18h29:54.687	40.010	35.168	44.953	85	2:00.131	BOGIN Nehama
1620		3h01:22.670						<b>FINISH</b>
1632	825	18h31:53.825	39.662	34.710	44.766	86	1:59.138	BOGIN Nehama



**LÉDENON - 3. 150 Km**

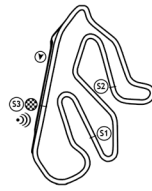
Seq	Num	Heure	Secteur 1	Secteur 2	Secteur 3	Tour	Temps	Pilote
<b>838 HRC</b>								
35	838	[DRIVER] 9h03:27.403						<b>MULLER Dexter</b>
36	838	[OUT] 15h20:43.220						
59	838	15h26:19.029	44.183	38.653	4:12.973			
<b>66 START</b>								
77	838	15h29:09.988	59.338	44.147	<b>1:07.474</b>			MULLER Dexter
90	838	15h31:06.140	<b>39.630</b>	<b>33.948</b>	<b>42.574</b>	1	<b>1:56.152</b>	MULLER Dexter
105	838	15h32:59.614	<b>37.690</b>	<b>33.519</b>	<b>42.265</b>	2	<b>1:53.474</b>	MULLER Dexter
121	838	15h34:52.413	<b>37.040</b>	<b>33.028</b>	42.731	3	<b>1:52.799</b>	MULLER Dexter
137	838	15h36:44.863	<b>36.822</b>	33.066	42.562	4	<b>1:52.450</b>	MULLER Dexter
152	838	15h38:37.706	37.031	33.208	42.604	5	1:52.843	MULLER Dexter
169	838	15h40:29.248	<b>36.605</b>	<b>32.993</b>	<b>41.944</b>	6	<b>1:51.542</b>	MULLER Dexter
186	838	15h42:21.795	36.799	33.197	42.551	7	1:52.547	MULLER Dexter
202	838	15h44:15.803	37.290	33.675	43.043	8	1:54.008	MULLER Dexter
224	838	15h46:29.175	37.181	53.115	43.076	9	2:13.372	MULLER Dexter
245	838	15h48:23.106	37.989	33.662	42.280	10	1:53.931	MULLER Dexter
264	838	15h50:15.614	36.626	33.470	42.412	11	1:52.508	MULLER Dexter
277	838	15h52:08.114	36.722	33.582	42.196	12	1:52.500	MULLER Dexter
292	838	15h54:01.331	36.865	33.822	42.530	13	1:53.217	MULLER Dexter
308	838	15h55:54.049	36.844	33.420	42.454	14	1:52.718	MULLER Dexter
322	838	[IN] 15h57:41.614	37.196	34.427	35.942	15		
344	838	[DRIVER] 9h43:35.052				15		<b>MULLER Thomas</b>
346	838	[OUT] 16h00:51.063				15	<b>3:09.449</b>	MULLER Thomas
364	838	16h02:49.343	38.288	36.395	43.597	16		MULLER Thomas
381	838	16h04:46.503	39.077	34.294	43.789	17	1:57.160	MULLER Thomas
396	838	16h06:42.165	38.322	34.088	43.252	18	1:55.662	MULLER Thomas
412	838	16h08:38.529	37.835	33.800	44.729	19	1:56.364	MULLER Thomas
431	838	16h10:57.002	1:00.781	33.887	43.805	20	2:18.473	MULLER Thomas
446	838	16h12:52.729	38.206	33.969	43.552	21	1:55.727	MULLER Thomas
460	838	16h14:48.275	38.228	34.001	43.317	22	1:55.546	MULLER Thomas
478	838	16h16:42.606	37.815	33.505	43.011	23	1:54.331	MULLER Thomas
494	838	16h18:37.279	37.622	33.671	43.380	24	1:54.673	MULLER Thomas
511	838	16h20:32.520	38.632	33.470	43.139	25	1:55.241	MULLER Thomas
528	838	16h22:27.365	<b>34.415</b>	33.782	43.407	26	1:54.845	MULLER Thomas
543	838	16h24:23.473	38.438	33.623	44.047	27	1:56.108	MULLER Thomas
558	838	16h26:20.290	37.911	35.018	43.888	28	1:56.817	MULLER Thomas
576	838	16h28:14.817	37.822	33.589	43.116	29	1:54.527	MULLER Thomas
591	838	[IN] 16h30:01.713	37.529	33.727	35.640	30		
620	838	[DRIVER] 9h04:12.310				30		<b>MULLER Dexter</b>
621	838	[OUT] 16h33:03.012				30	<b>3:01.299</b>	MULLER Dexter



**LÉDENON - 3. 150 Km**

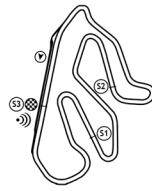
Seq	Num	Heure	Secteur 1	Secteur 2	Secteur 3	Tour	Temps	Pilote
638	838	16h34:55.233	36.684	33.071	42.466	31		MULLER Dexter
652	838	16h36:48.178	37.078	33.264	42.603	32	1:52.945	MULLER Dexter
672	838	16h38:41.557	37.176	33.681	42.522	33	1:53.379	MULLER Dexter
688	838	16h40:34.183	36.960	33.070	42.596	34	1:52.626	MULLER Dexter
705	838	16h42:26.846	37.094	33.142	42.427	35	1:52.663	MULLER Dexter
720	838	16h44:19.478	37.140	33.282	42.210	36	1:52.632	MULLER Dexter
737	838	16h46:12.544	36.884	33.625	42.557	37	1:53.066	MULLER Dexter
751	838	16h48:05.392	36.650	33.149	43.049	38	1:52.848	MULLER Dexter
766	838	16h49:59.116	37.222	34.150	42.352	39	1:53.724	MULLER Dexter
784	838	16h51:51.485	36.693	33.246	42.430	40	1:52.369	MULLER Dexter
800	838	16h53:44.274	36.685	33.292	42.812	41	1:52.789	MULLER Dexter
816	838	16h55:36.614	36.695	<b>32.931</b>	42.714	42	1:52.340	MULLER Dexter
832	838	16h57:30.634	36.592	33.056	44.372	43	1:54.020	MULLER Dexter
844	838	[IN] 16h59:15.745	36.618	33.644	34.849	44		
872	838	[DRIVER] 9h33:26.422				44		<b>MULLER Thomas</b>
873	838	[OUT] 17h02:17.400				44	<b>3:01.655</b>	MULLER Thomas
888	838	17h04:11.715	37.240	33.855	43.220	45		MULLER Thomas
907	838	17h06:05.621	37.617	33.383	42.906	46	1:53.906	MULLER Thomas
922	838	17h08:01.801	39.088	33.910	43.182	47	1:56.180	MULLER Thomas
937	838	17h09:55.872	37.370	33.837	42.864	48	1:54.071	MULLER Thomas
953	838	17h11:50.493	37.587	33.849	43.185	49	1:54.621	MULLER Thomas
968	838	17h13:44.868	37.558	33.213	43.604	50	1:54.375	MULLER Thomas
985	838	17h15:39.119	37.897	33.379	42.975	51	1:54.251	MULLER Thomas
999	838	17h17:33.615	37.820	33.550	43.126	52	1:54.496	MULLER Thomas
1014	838	17h19:27.565	37.265	33.690	42.995	53	1:53.950	MULLER Thomas
1028	838	17h21:21.208	37.383	33.208	43.052	54	1:53.643	MULLER Thomas
1046	838	17h23:15.817	37.436	33.553	43.620	55	1:54.609	MULLER Thomas
1063	838	17h25:10.296	37.240	33.503	43.736	56	1:54.479	MULLER Thomas
1080	838	17h27:05.572	38.000	33.388	43.888	57	1:55.276	MULLER Thomas
1093	838	[IN] 17h28:52.275	37.546	33.496	35.661	58		
1119	838	[DRIVER] 11h14:35.733				58		<b>MULLER Dexter</b>
1120	838	[OUT] 17h31:51.580				58	<b>2:59.305</b>	MULLER Dexter
1137	838	17h33:44.406	37.424	<b>32.904</b>	42.498	59		MULLER Dexter
1150		2h05:59.421						CODE 60
1156	838	17h36:13.404	37.095	35.545	1:16.358	60	2:28.998	MULLER Dexter
1167		2h08:42.080						START
1175	838	17h38:50.473	1:07.713	46.988	42.368	61	2:37.069	MULLER Dexter
1192	838	17h40:43.265	36.938	33.129	42.725	62	1:52.792	MULLER Dexter
1208	838	[IN] 17h42:30.875	38.016	33.760	35.834	63		
1210	838	[DRIVER] 11h25:45.620				63		<b>MULLER Dexter</b>
1211	838	[OUT] 17h43:01.430				63	<b>30.555</b>	MULLER Dexter





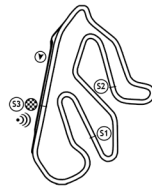
**LEDENON - 3. 150 Km**

Seq	Num	Heure	Secteur 1	Secteur 2	Secteur 3	Tour	Temps	Pilote
1228	838	17h44:53.821	36.355	33.511	42.525	64		MULLER Dexter
1242	838	17h46:46.466	37.244	32.961	42.440	65	1:52.645	MULLER Dexter
1258	838	17h48:40.105	37.617	32.926	43.096	66	1:53.639	MULLER Dexter
1273	838	17h50:32.889	37.028	33.161	42.595	67	1:52.784	MULLER Dexter
1288	838	17h52:27.312	36.848	33.440	44.135	68	1:54.423	MULLER Dexter
1303	838	17h54:21.434	37.586	33.980	42.556	69	1:54.122	MULLER Dexter
1316	838	17h56:13.746	36.860	32.935	42.517	70	1:52.312	MULLER Dexter
1337	838	17h58:06.569	36.878	33.022	42.923	71	1:52.823	MULLER Dexter
1355	838	[IN] 17h59:52.260	37.079	33.466	35.146	72		
1379	838	[DRIVER] 10h34:04.566				72		<b>MULLER Thomas</b>
1380	838	[OUT] 18h02:55.387				72	<b>3:03.127</b>	MULLER Thomas
1398	838	18h04:48.472	36.579	33.350	43.156	73		MULLER Thomas
1414	838	18h06:42.927	37.822	33.744	42.889	74	1:54.455	MULLER Thomas
1430	838	18h08:36.636	37.194	33.450	43.065	75	1:53.709	MULLER Thomas
1448	838	18h10:30.827	37.467	33.369	43.355	76	1:54.191	MULLER Thomas
1464	838	18h12:24.324	37.186	33.376	42.935	77	1:53.497	MULLER Thomas
1481	838	18h14:18.631	37.510	33.361	43.436	78	1:54.307	MULLER Thomas
1497	838	18h16:12.279	37.124	33.758	42.766	79	1:53.648	MULLER Thomas
1513	838	18h18:09.234	40.037	33.441	43.477	80	1:56.955	MULLER Thomas
1530	838	18h20:03.247	37.707	33.415	42.891	81	1:54.013	MULLER Thomas
1547	838	18h21:57.305	37.684	33.231	43.143	82	1:54.058	MULLER Thomas
1563	838	18h23:50.467	37.443	33.125	42.594	83	1:53.162	MULLER Thomas
1580	838	18h25:44.610	37.558	33.066	43.519	84	1:54.143	MULLER Thomas
1597	838	18h27:38.450	37.652	33.182	43.006	85	1:53.840	MULLER Thomas
1614	838	18h29:45.848	50.678	33.493	43.227	86	2:07.398	MULLER Thomas
1620		3h01:22.670						<b>FINISH</b>
1631	838	18h31:40.316	37.737	33.396	43.335	87	1:54.468	MULLER Thomas



**LÉDENON - 3. 150 Km**

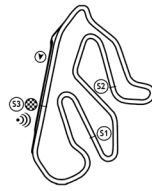
Seq	Num	Heure	Secteur 1	Secteur 2	Secteur 3	Tour	Temps	Pilote
<b>840 TEAM AM SPORT</b>								
31	840	[DRIVER] 9h03:04.887						<b>MICHELLI Arnaud</b>
32	840	[OUT] 15h20:20.737						
56	840	15h26:17.659	50.259	42.542	4:24.121			
<b>66 START</b>								
74	840	15h29:09.571	59.825	44.104	<b>1:07.983</b>			MICHELLI Arnaud
93	840	15h31:08.017	<b>40.355</b>	<b>34.746</b>	<b>43.345</b>	1	<b>1:58.446</b>	MICHELLI Arnaud
110	840	15h33:03.437	<b>37.796</b>	<b>34.103</b>	43.521	2	<b>1:55.420</b>	MICHELLI Arnaud
125	840	15h34:57.820	37.956	<b>33.771</b>	<b>42.656</b>	3	<b>1:54.383</b>	MICHELLI Arnaud
140	840	15h36:52.456	38.042	33.779	42.815	4	1:54.636	MICHELLI Arnaud
154	840	15h38:45.749	<b>37.432</b>	<b>33.318</b>	<b>42.543</b>	5	<b>1:53.293</b>	MICHELLI Arnaud
171	840	15h40:38.991	37.632	<b>33.197</b>	<b>42.413</b>	6	<b>1:53.242</b>	MICHELLI Arnaud
189	840	15h42:33.195	38.153	33.685	<b>42.366</b>	7	1:54.204	MICHELLI Arnaud
205	840	15h44:26.922	37.626	33.531	42.570	8	1:53.727	MICHELLI Arnaud
221	840	15h46:21.505	37.899	34.194	42.490	9	1:54.583	MICHELLI Arnaud
243	840	15h48:16.312	38.120	33.995	42.692	10	1:54.807	MICHELLI Arnaud
263	840	15h50:10.801	37.467	33.775	43.247	11	1:54.489	MICHELLI Arnaud
276	840	15h52:04.597	37.487	33.349	42.960	12	1:53.796	MICHELLI Arnaud
291	840	15h53:58.403	37.603	33.522	42.681	13	1:53.806	MICHELLI Arnaud
307	840	[IN] 15h55:46.604	37.822	33.719	36.660	14		
328	840	[DRIVER] 9h41:33.034				14		<b>BIASETTO Laurent</b>
329	840	[OUT] 15h58:48.854				14	<b>3:02.250</b>	BIASETTO Laurent
342	840	16h00:44.064	<b>37.360</b>	35.078	42.772	15		BIASETTO Laurent
361	840	16h02:39.303	38.049	34.887	<b>42.303</b>	16	1:55.239	BIASETTO Laurent
376	840	16h04:32.668	<b>37.170</b>	34.024	<b>42.171</b>	17	1:53.365	BIASETTO Laurent
392	840	16h06:26.646	37.718	33.735	42.525	18	1:53.978	BIASETTO Laurent
408	840	16h08:21.022	37.768	34.239	42.369	19	1:54.376	BIASETTO Laurent
424	840	16h10:16.702	37.766	34.668	43.246	20	1:55.680	BIASETTO Laurent
440	840	16h12:09.907	37.623	33.369	42.213	21	<b>1:53.205</b>	BIASETTO Laurent
456	840	16h14:03.032	37.633	33.553	<b>41.939</b>	22	<b>1:53.125</b>	BIASETTO Laurent
473	840	16h15:57.319	37.829	34.113	42.345	23	1:54.287	BIASETTO Laurent
488	840	16h17:50.800	37.845	33.494	42.142	24	1:53.481	BIASETTO Laurent
504	840	16h19:43.805	37.526	33.445	42.034	25	<b>1:53.005</b>	BIASETTO Laurent
520	840	16h21:37.370	37.989	33.403	42.173	26	1:53.565	BIASETTO Laurent
537	840	16h23:31.863	39.006	33.431	42.056	27	1:54.493	BIASETTO Laurent
553	840	16h25:24.109	37.271	33.233	<b>41.742</b>	28	<b>1:52.246</b>	BIASETTO Laurent
568	840	[IN] 16h27:11.696	37.695	33.543	36.349	29		
593	840	[DRIVER] 10h13:02.819				29		<b>MICHELLI Arnaud</b>
594	840	[OUT] 16h30:18.717				29	<b>3:07.021</b>	MICHELLI Arnaud
608	840	16h32:12.753	37.378	33.662	42.996	30		MICHELLI Arnaud



**LÉDENON - 3. 150 Km**

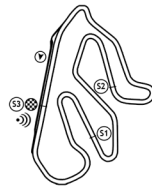
Seq	Num	Heure	Secteur 1	Secteur 2	Secteur 3	Tour	Temps	Pilote
626	840	16h34:06.893	37.884	33.602	42.654	31	1:54.140	MICHELLI Arnaud
642	840	16h36:01.283	38.110	33.551	42.729	32	1:54.390	MICHELLI Arnaud
662	840	16h37:54.628	37.421	33.294	42.630	33	1:53.345	MICHELLI Arnaud
680	840	16h39:48.541	37.864	33.538	42.511	34	1:53.913	MICHELLI Arnaud
697	840	16h41:42.818	37.623	33.449	43.205	35	1:54.277	MICHELLI Arnaud
712	840	16h43:37.702	37.753	34.195	42.936	36	1:54.884	MICHELLI Arnaud
728	840	16h45:31.957	37.818	33.351	43.086	37	1:54.255	MICHELLI Arnaud
743	840	16h47:26.171	37.811	33.360	43.043	38	1:54.214	MICHELLI Arnaud
759	840	16h49:20.682	37.697	34.006	42.808	39	1:54.511	MICHELLI Arnaud
777	840	16h51:14.310	37.768	33.256	42.604	40	1:53.628	MICHELLI Arnaud
793	840	16h53:08.704	37.780	33.426	43.188	41	1:54.394	MICHELLI Arnaud
808	840	16h55:04.095	38.168	33.806	43.417	42	1:55.391	MICHELLI Arnaud
824	840	[IN] 16h56:52.527	37.759	33.518	37.155	43		
849	840	[DRIVER] 9h31:02.163				43		<b>BIASETTO Laurent</b>
850	840	[OUT] 16h59:53.250				43	<b>3:00.723</b>	BIASETTO Laurent
864	840	17h01:48.539	38.893	33.900	42.496	44		BIASETTO Laurent
880	840	17h03:42.142	37.472	33.361	42.770	45	1:53.603	BIASETTO Laurent
898	840	17h05:35.280	37.463	33.725	41.950	46	1:53.138	BIASETTO Laurent
917	840	17h07:29.635	38.427	33.562	42.366	47	1:54.355	BIASETTO Laurent
933	840	17h09:22.604	37.229	33.314	42.426	48	1:52.969	BIASETTO Laurent
950	840	17h11:15.729	37.335	33.445	42.345	49	1:53.125	BIASETTO Laurent
964	840	17h13:10.234	38.034	33.777	42.694	50	1:54.505	BIASETTO Laurent
980	840	17h15:04.485	37.985	33.553	42.713	51	1:54.251	BIASETTO Laurent
995	840	17h16:57.894	37.500	33.852	42.057	52	1:53.409	BIASETTO Laurent
1011	840	17h18:51.136	37.513	33.292	42.437	53	1:53.242	BIASETTO Laurent
1025	840	17h20:44.631	37.737	33.314	42.444	54	1:53.495	BIASETTO Laurent
1043	840	17h22:38.072	38.101	<b>33.089</b>	42.251	55	1:53.441	BIASETTO Laurent
1059	840	17h24:31.707	37.357	33.478	42.800	56	1:53.635	BIASETTO Laurent
1074	840	[IN] 17h26:18.852	37.551	33.444	36.150	57		
1096	840	[DRIVER] 11h12:04.897				57		<b>MICHELLI Arnaud</b>
1097	840	[OUT] 17h29:20.955				57	<b>3:02.103</b>	MICHELLI Arnaud
1114	840	17h31:15.890	37.928	33.903	43.104	58		MICHELLI Arnaud
1134	840	17h33:10.071	37.935	33.386	42.860	59	1:54.181	MICHELLI Arnaud
1150		2h05:59.421						<b>CODE 60</b>
1151	840	17h35:15.631	37.871	33.961	53.728	60	2:05.560	MICHELLI Arnaud
1167		2h08:42.080						<b>START</b>
1170	840	17h38:12.437	1:05.109	53.512	58.185	61	2:56.806	MICHELLI Arnaud
1187	840	17h40:06.196	37.508	33.510	42.741	62	1:53.759	MICHELLI Arnaud
1201	840	17h42:01.279	38.519	33.710	42.854	63	1:55.083	MICHELLI Arnaud
1219	840	17h43:54.966	38.033	33.293	42.361	64	1:53.687	MICHELLI Arnaud
1235	840	17h45:49.416	38.565	33.261	42.624	65	1:54.450	MICHELLI Arnaud





**LEDENON - 3. 150 Km**

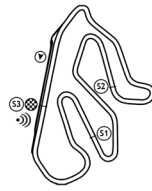
Seq	Num	Heure	Secteur 1	Secteur 2	Secteur 3	Tour	Temps	Pilote
1249	840	17h47:42.842	37.553	33.411	42.462	66	1:53.426	MICHELLI Arnaud
1265	840	17h49:36.492	37.282	33.441	42.927	67	1:53.650	MICHELLI Arnaud
1280	840	17h51:30.306	37.504	33.462	42.848	68	1:53.814	MICHELLI Arnaud
1295	840	17h53:23.786	37.535	33.342	42.603	69	1:53.480	MICHELLI Arnaud
1310	840	17h55:17.831	37.839	33.577	42.629	70	1:54.045	MICHELLI Arnaud
1325	840	[IN] 17h57:04.836	37.544	33.207	36.254	71		
1357	840	[DRIVER] 10h31:15.476				71		<b>BIASETTO Laurent</b>
1358	840	[OUT] 18h00:06.228				71	<b>3:01.392</b>	BIASETTO Laurent
1371	840	18h02:00.217	<b>37.027</b>	33.883	43.079	72		BIASETTO Laurent
1391	840	18h03:54.419	38.018	33.731	42.453	73	1:54.202	BIASETTO Laurent
1407	840	18h05:48.064	37.573	<b>32.917</b>	43.155	74	1:53.645	BIASETTO Laurent
1421	840	18h07:41.416	38.332	33.031	41.989	75	1:53.352	BIASETTO Laurent
1438	840	18h09:34.134	37.400	33.046	42.272	76	1:52.718	BIASETTO Laurent
1455	840	18h11:27.527	37.967	33.321	42.105	77	1:53.393	BIASETTO Laurent
1470	840	18h13:20.687	37.341	33.337	42.482	78	1:53.160	BIASETTO Laurent
1487	840	18h15:14.230	37.439	33.546	42.558	79	1:53.543	BIASETTO Laurent
1503	840	18h17:06.687	37.260	32.918	42.279	80	1:52.457	BIASETTO Laurent
1519	840	18h18:59.153	37.495	33.048	41.923	81	1:52.466	BIASETTO Laurent
1533	840	18h20:51.984	37.484	33.284	42.063	82	1:52.831	BIASETTO Laurent
1550	840	18h22:45.035	37.609	33.195	42.247	83	1:53.051	BIASETTO Laurent
1568	840	18h24:38.343	37.133	33.524	42.651	84	1:53.308	BIASETTO Laurent
1583	840	18h26:31.118	37.097	33.190	42.488	85	1:52.775	BIASETTO Laurent
1600	840	18h28:23.636	37.167	33.264	42.087	86	1:52.518	BIASETTO Laurent
1617	840	18h30:15.936	37.242	33.064	41.994	87	1:52.300	BIASETTO Laurent
1620		3h01:22.670						<b>FINISH</b>
1634	840	18h32:09.055	37.414	33.477	42.228	88	1:53.119	BIASETTO Laurent



**LÉDENON - 3. 150 Km**

Seq	Num	Heure	Secteur 1	Secteur 2	Secteur 3	Tour	Temps	Pilote
<b>842 TEAM RV COMPETITION 82</b>								
23	842	[DRIVER] 9h02:46.338						<b>DRIGOU Estellie</b>
24	842	[OUT] 15h20:02.328						
53	842	15h26:15.543	51.640	39.167	4:42.408			
66								<b>START</b>
70	842	15h29:08.469	58.951	44.615	<b>1:09.360</b>			DRIGOU Estellie
87	842	15h31:03.043	<b>38.852</b>	<b>33.511</b>	<b>42.211</b>	1	<b>1:54.574</b>	DRIGOU Estellie
103	842	15h32:55.488	<b>37.638</b>	<b>32.948</b>	<b>41.859</b>	2	<b>1:52.445</b>	DRIGOU Estellie
118	842	15h34:47.477	<b>37.220</b>	<b>32.766</b>	42.003	3	<b>1:51.989</b>	DRIGOU Estellie
134	842	15h36:40.336	37.702	<b>32.608</b>	42.549	4	1:52.859	DRIGOU Estellie
150	842	15h38:33.868	38.250	33.352	41.930	5	1:53.532	DRIGOU Estellie
167	842	15h40:25.836	37.326	32.864	<b>41.778</b>	6	<b>1:51.968</b>	DRIGOU Estellie
184	842	15h42:17.796	<b>37.180</b>	32.780	42.000	7	<b>1:51.960</b>	DRIGOU Estellie
200	842	15h44:09.876	37.239	33.013	41.828	8	1:52.080	DRIGOU Estellie
217	842	15h46:01.961	37.437	32.724	41.924	9	1:52.085	DRIGOU Estellie
238	842	15h47:55.919	38.149	33.335	42.474	10	1:53.958	DRIGOU Estellie
259	842	15h49:48.483	37.435	33.203	41.926	11	1:52.564	DRIGOU Estellie
273	842	15h51:40.773	37.507	32.813	41.970	12	1:52.290	DRIGOU Estellie
288	842	15h53:32.969	37.434	32.813	41.949	13	1:52.196	DRIGOU Estellie
304	842	15h55:25.452	37.573	32.870	42.040	14	1:52.483	DRIGOU Estellie
319	842	15h57:18.733	37.720	33.038	42.523	15	1:53.281	DRIGOU Estellie
334	842	[IN] 15h59:08.160	37.293	33.716	38.418	16		
355	842	[DRIVER] 9h44:53.380				16		<b>THOMAS Sandra</b>
356	842	[OUT] 16h02:10.032				16	<b>3:01.872</b>	THOMAS Sandra
370	842	16h04:05.237	39.109	33.664	42.432	17		THOMAS Sandra
387	842	16h05:59.302	38.221	33.333	42.511	18	1:54.065	THOMAS Sandra
403	842	16h07:52.779	37.989	33.243	42.245	19	1:53.477	THOMAS Sandra
420	842	16h09:45.774	37.865	33.082	42.048	20	1:52.995	THOMAS Sandra
435	842	16h11:39.324	38.483	33.118	41.949	21	1:53.550	THOMAS Sandra
451	842	16h13:34.027	37.740	33.093	43.870	22	1:54.703	THOMAS Sandra
467	842	16h15:27.356	37.846	33.103	42.380	23	1:53.329	THOMAS Sandra
484	842	16h17:20.454	37.985	33.236	41.877	24	1:53.098	THOMAS Sandra
500	842	16h19:13.288	37.798	32.961	42.075	25	1:52.834	THOMAS Sandra
517	842	16h21:06.567	37.779	32.877	42.623	26	1:53.279	THOMAS Sandra
533	842	16h22:59.746	38.037	32.837	42.305	27	1:53.179	THOMAS Sandra
548	842	16h24:52.926	37.814	33.371	41.995	28	1:53.180	THOMAS Sandra
563	842	16h26:46.153	37.786	33.138	42.303	29	1:53.227	THOMAS Sandra
582	842	16h28:39.093	38.082	33.048	41.810	30	1:52.940	THOMAS Sandra
597	842	16h30:31.963	37.909	32.984	41.977	31	1:52.870	THOMAS Sandra
610	842	16h32:25.946	37.574	34.226	42.183	32	1:53.983	THOMAS Sandra

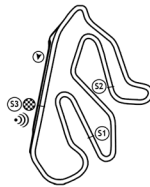




**LÉDENON - 3. 150 Km**

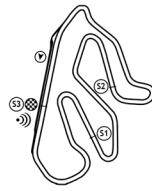
Seq	Num	Heure	Secteur 1	Secteur 2	Secteur 3	Tour	Temps	Pilote
630	842	16h34:19.875	37.714	33.748	42.467	33	1:53.929	THOMAS Sandra
644	842	[IN] 16h36:06.668	37.461	33.124	36.208	34		
674	842	[DRIVER] 9h10:24.509				34		<b>DRIGOU Estellie</b>
675	842	[OUT] 16h39:15.300				34	<b>3:08.632</b>	DRIGOU Estellie
690	842	16h41:07.166	<b>36.877</b>	32.667	42.322	35		DRIGOU Estellie
707	842	16h42:59.847	37.479	32.686	42.516	36	1:52.681	DRIGOU Estellie
723	842	16h44:52.450	37.742	32.650	42.211	37	1:52.603	DRIGOU Estellie
739	842	16h46:45.484	37.588	32.984	42.462	38	1:53.034	DRIGOU Estellie
753	842	16h48:38.620	37.877	32.855	42.404	39	1:53.136	DRIGOU Estellie
768	842	16h50:31.262	37.617	32.886	42.139	40	1:52.642	DRIGOU Estellie
786	842	16h52:24.252	37.484	33.013	42.493	41	1:52.990	DRIGOU Estellie
802	842	16h54:18.130	38.148	33.020	42.710	42	1:53.878	DRIGOU Estellie
819	842	16h56:12.379	37.842	33.403	43.004	43	1:54.249	DRIGOU Estellie
834	842	16h58:04.566	37.398	32.777	42.012	44	1:52.187	DRIGOU Estellie
851	842	16h59:56.572	37.331	32.632	42.043	45	1:52.006	DRIGOU Estellie
865	842	17h01:49.267	37.568	32.892	42.235	46	1:52.695	DRIGOU Estellie
881	842	17h03:42.679	38.116	32.845	42.451	47	1:53.412	DRIGOU Estellie
901	842	17h05:37.818	39.483	33.537	42.119	48	1:55.139	DRIGOU Estellie
918	842	17h07:31.403	38.109	33.227	42.249	49	1:53.585	DRIGOU Estellie
934	842	17h09:25.430	37.817	33.732	42.478	50	1:54.027	DRIGOU Estellie
949	842	[IN] 17h11:15.090	38.521	33.620	37.519	51		
975	842	[DRIVER] 10h57:03.821				51		<b>THOMAS Sandra</b>
976	842	[OUT] 17h14:19.625				51	<b>3:04.535</b>	THOMAS Sandra
990	842	17h16:12.343	37.075	33.165	42.478	52		THOMAS Sandra
1004	842	17h18:06.681	38.543	33.182	42.613	53	1:54.338	THOMAS Sandra
1020	842	17h20:00.781	38.100	33.628	42.372	54	1:54.100	THOMAS Sandra
1038	842	17h21:56.860	38.235	33.606	44.238	55	1:56.079	THOMAS Sandra
1054	842	17h23:50.689	37.961	33.690	42.178	56	1:53.829	THOMAS Sandra
1070	842	17h25:44.876	38.439	33.456	42.292	57	1:54.187	THOMAS Sandra
1084	842	17h27:40.554	38.140	33.353	44.185	58	1:55.678	THOMAS Sandra
1101	842	17h29:33.896	38.040	33.127	42.175	59	1:53.342	THOMAS Sandra
1116	842	17h31:27.842	38.307	33.214	42.425	60	1:53.946	THOMAS Sandra
1135	842	17h33:21.050	37.972	33.077	42.159	61	1:53.208	THOMAS Sandra
1150		2h05:59.421						CODE 60
1152	842	[IN] 17h35:15.814	38.012	33.124	43.628	62		
1167		2h08:42.080						START
1172	842	[DRIVER] 11h21:09.343				62		<b>DRIGOU Estellie</b>
1173	842	[OUT] 17h38:25.183				62	<b>3:09.369</b>	DRIGOU Estellie
1190	842	17h40:18.580	<b>36.572</b>	33.636	43.189	63		DRIGOU Estellie
1203	842	17h42:13.574	38.127	33.967	42.900	64	1:54.994	DRIGOU Estellie
1221	842	17h44:07.805	37.997	33.754	42.480	65	1:54.231	DRIGOU Estellie





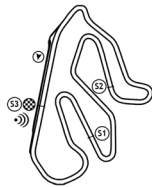
**LÉDENON - 3. 150 Km**

Seq	Num	Heure	Secteur 1	Secteur 2	Secteur 3	Tour	Temps	Pilote
1238	842	17h46:03.989	38.363	35.209	42.612	66	1:56.184	DRIGOU Estellie
1254	842	17h47:57.734	37.984	33.283	42.478	67	1:53.745	DRIGOU Estellie
1268	842	17h49:51.425	38.587	32.780	42.324	68	1:53.691	DRIGOU Estellie
1283	842	17h51:43.765	37.539	33.038	<b>41.763</b>	69	1:52.340	DRIGOU Estellie
1299	842	17h53:36.578	37.653	33.008	42.152	70	1:52.813	DRIGOU Estellie
1313	842	17h55:29.132	37.488	32.887	42.179	71	1:52.554	DRIGOU Estellie
1330	842	17h57:21.874	37.658	33.003	42.081	72	1:52.742	DRIGOU Estellie
1347	842	17h59:14.032	37.130	33.028	42.000	73	1:52.158	DRIGOU Estellie
1365	842	18h01:07.770	37.708	33.374	42.656	74	1:53.738	DRIGOU Estellie
1381	842	18h03:01.220	37.540	33.394	42.516	75	1:53.450	DRIGOU Estellie
1399	842	18h04:54.637	37.493	33.260	42.664	76	1:53.417	DRIGOU Estellie
1415	842	18h06:47.250	37.670	32.965	41.978	77	1:52.613	DRIGOU Estellie
1431	842	18h08:39.726	37.719	32.858	41.899	78	1:52.476	DRIGOU Estellie
1450	842	18h10:33.005	37.880	33.188	42.211	79	1:53.279	DRIGOU Estellie
1465	842	18h12:26.812	38.013	33.014	42.780	80	1:53.807	DRIGOU Estellie
1482	842	18h14:19.839	37.746	33.173	42.108	81	1:53.027	DRIGOU Estellie
1498	842	18h16:12.669	37.810	33.080	41.940	82	1:52.830	DRIGOU Estellie
1512	842	[IN] 18h18:01.074	38.917	33.052	36.436	83		
1536	842	[DRIVER] 12h03:47.444				83		<b>THOMAS Sandra</b>
1537	842	[OUT] 18h21:03.853				83	<b>3:02.779</b>	THOMAS Sandra
1553	842	18h22:56.723	37.884	33.064	41.922	84		THOMAS Sandra
1571	842	18h24:49.617	37.777	33.149	41.968	85	1:52.894	THOMAS Sandra
1586	842	18h26:42.874	37.821	33.316	42.120	86	1:53.257	THOMAS Sandra
1603	842	18h28:35.849	37.689	33.100	42.186	87	1:52.975	THOMAS Sandra
1620		3h01:22.670						<b>FINISH</b>
1622	842	18h30:29.692	38.640	33.176	42.027	88	1:53.843	THOMAS Sandra



**LÉDENON - 3. 150 Km**

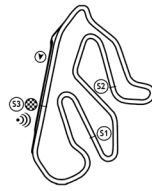
Seq	Num	Heure	Secteur 1	Secteur 2	Secteur 3	Tour	Temps	Pilote
<b>845 KAALYF</b>								
19	845	[DRIVER] 9h02:38.276						<b>RAVEL Gilles</b>
20	845	[OUT] 15h19:55.161						
51	845	15h26:14.311	52.961	42.007	4:44.182			
<b>66</b> <span style="float: right;"><b>START</b></span>								
68	845	15h29:08.243	57.921	45.375	<b>1:10.636</b>			RAVEL Gilles
84	845	15h31:01.866	<b>37.587</b>	<b>33.526</b>	<b>42.510</b>	1	<b>1:53.623</b>	RAVEL Gilles
100	845	15h32:53.890	<b>37.221</b>	<b>32.900</b>	<b>41.903</b>	2	<b>1:52.024</b>	RAVEL Gilles
116	845	15h34:45.578	<b>36.781</b>	33.034	<b>41.873</b>	3	<b>1:51.688</b>	RAVEL Gilles
133	845	15h36:37.240	<b>36.731</b>	32.934	41.997	4	<b>1:51.662</b>	RAVEL Gilles
148	845	15h38:29.052	36.816	33.030	41.966	5	1:51.812	RAVEL Gilles
165	845	15h40:20.841	<b>36.719</b>	33.051	42.019	6	1:51.789	RAVEL Gilles
182	845	15h42:12.784	<b>36.663</b>	33.101	42.179	7	1:51.943	RAVEL Gilles
198	845	15h44:05.428	37.019	32.999	42.626	8	1:52.644	RAVEL Gilles
215	845	15h45:57.746	37.041	33.048	42.229	9	1:52.318	RAVEL Gilles
236	845	15h47:50.542	36.961	33.592	42.243	10	1:52.796	RAVEL Gilles
257	845	15h49:42.876	36.974	33.184	42.176	11	1:52.334	RAVEL Gilles
271	845	15h51:35.110	36.738	33.202	42.294	12	1:52.234	RAVEL Gilles
286	845	15h53:27.797	36.950	33.281	42.456	13	1:52.687	RAVEL Gilles
302	845	15h55:20.061	36.801	33.307	42.156	14	1:52.264	RAVEL Gilles
316	845	15h57:13.047	37.247	33.072	42.667	15	1:52.986	RAVEL Gilles
332	845	15h59:05.462	36.895	32.996	42.524	16	1:52.415	RAVEL Gilles
347	845	16h00:57.803	36.717	33.280	42.344	17	1:52.341	RAVEL Gilles
365	845	16h02:49.917	<b>36.644</b>	33.280	42.190	18	1:52.114	RAVEL Gilles
379	845	16h04:42.159	36.890	32.981	42.371	19	1:52.242	RAVEL Gilles
395	845	16h06:36.572	37.015	33.349	44.049	20	1:54.413	RAVEL Gilles
411	845	16h08:28.533	36.764	32.997	42.200	21	1:51.961	RAVEL Gilles
428	845	16h10:21.151	37.108	33.512	41.998	22	1:52.618	RAVEL Gilles
438	845	[IN] 16h12:07.254	37.006	33.505	35.592	23		
463	845	[DRIVER] 9h57:52.662				23		<b>MULLOT Francis</b>
464	845	[OUT] 16h15:09.208				23	<b>3:01.954</b>	MULLOT Francis
481	845	16h17:03.562	38.583	33.227	42.544	24		MULLOT Francis
497	845	16h18:56.094	37.448	33.071	42.013	25	1:52.532	MULLOT Francis
515	845	16h20:50.155	38.045	33.521	42.495	26	1:54.061	MULLOT Francis
530	845	16h22:42.280	37.146	33.028	41.951	27	1:52.125	MULLOT Francis
546	845	16h24:35.297	37.023	33.432	42.562	28	1:53.017	MULLOT Francis
560	845	[IN] 16h26:22.644	37.803	33.138	36.406	29		
564	845	[DRIVER] 10h09:33.099				29		<b>MULLOT Francis</b>
565	845	[OUT] 16h26:48.924				29	<b>26.280</b>	MULLOT Francis
583	845	16h28:40.440	<b>36.323</b>	<b>32.890</b>	42.303	30		MULLOT Francis



**LÉDENON - 3. 150 Km**

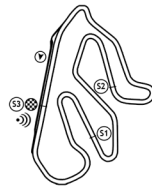
Seq	Num	Heure	Secteur 1	Secteur 2	Secteur 3	Tour	Temps	Pilote
598	845	16h30:33.398	37.442	33.185	42.331	31	1:52.958	MULLOT Francis
611	845	16h32:27.396	37.017	33.872	43.109	32	1:53.998	MULLOT Francis
631	845	16h34:22.161	37.115	34.894	42.756	33	1:54.765	MULLOT Francis
645	845	16h36:14.788	37.220	33.026	42.381	34	1:52.627	MULLOT Francis
666	845	16h38:07.799	37.165	33.588	42.258	35	1:53.011	MULLOT Francis
683	845	16h40:00.511	37.292	33.052	42.368	36	1:52.712	MULLOT Francis
700	845	16h41:54.287	37.399	33.087	43.290	37	1:53.776	MULLOT Francis
716	845	16h43:49.504	38.029	33.844	43.344	38	1:55.217	MULLOT Francis
732	845	16h45:44.335	37.925	34.061	42.845	39	1:54.831	MULLOT Francis
747	845	16h47:41.284	39.226	34.127	43.596	40	1:56.949	MULLOT Francis
763	845	16h49:36.034	37.770	33.875	43.105	41	1:54.750	MULLOT Francis
781	845	16h51:30.943	37.798	33.986	43.125	42	1:54.909	MULLOT Francis
797	845	16h53:26.346	37.873	34.025	43.505	43	1:55.403	MULLOT Francis
813	845	16h55:22.118	38.101	34.168	43.503	44	1:55.772	MULLOT Francis
829	845	[IN] 16h57:13.348	38.737	34.181	38.312	45		
853	845	[DRIVER] 9h31:25.074				45		<b>RAVEL Gilles</b>
854	845	[OUT] 17h00:15.852				45	<b>3:02.504</b>	RAVEL Gilles
871	845	17h02:10.796	36.749	34.615	43.580	46		RAVEL Gilles
887	845	17h04:06.122	38.016	34.050	43.260	47	1:55.326	RAVEL Gilles
905	845	17h06:01.494	38.590	33.866	42.916	48	1:55.372	RAVEL Gilles
921	845	17h07:57.965	39.605	34.138	42.728	49	1:56.471	RAVEL Gilles
936	845	17h09:53.011	38.389	33.903	42.754	50	1:55.046	RAVEL Gilles
952	845	17h11:47.299	37.607	33.968	42.713	51	1:54.288	RAVEL Gilles
966	845	17h13:42.170	37.731	34.098	43.042	52	1:54.871	RAVEL Gilles
983	845	17h15:37.594	37.874	34.155	43.395	53	1:55.424	RAVEL Gilles
998	845	17h17:32.811	38.487	34.032	42.698	54	1:55.217	RAVEL Gilles
1015	845	17h19:28.327	37.562	34.405	43.549	55	1:55.516	RAVEL Gilles
1030	845	17h21:23.916	38.371	34.274	42.944	56	1:55.589	RAVEL Gilles
1048	845	17h23:18.577	37.588	33.983	43.090	57	1:54.661	RAVEL Gilles
1065	845	17h25:14.110	38.500	34.186	42.847	58	1:55.533	RAVEL Gilles
1078	845	[IN] 17h27:03.467	37.709	34.294	37.354	59		
1107	845	[DRIVER] 11h12:49.557				59		<b>MULLOT Francis</b>
1108	845	[OUT] 17h30:05.475				59	<b>3:02.008</b>	MULLOT Francis
1124	845	17h32:07.006	40.706	35.636	45.189	60		MULLOT Francis
1140	845	17h34:08.483	40.696	35.069	45.712	61	2:01.477	MULLOT Francis
1150		2h05:59.421						<b>CODE 60</b>
1159	845	[IN] 17h36:36.303	41.819	48.368	57.633	62		
1167		2h08:42.080						<b>START</b>
1185	845	[DRIVER] 11h22:39.557				62		<b>RAVEL Gilles</b>
1186	845	[OUT] 17h39:55.376				62	<b>3:19.073</b>	RAVEL Gilles
1198	845	17h41:50.342	38.082	33.821	43.063	63		RAVEL Gilles





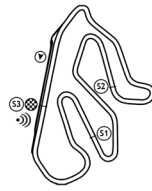
**LEDENON - 3. 150 Km**

Seq	Num	Heure	Secteur 1	Secteur 2	Secteur 3	Tour	Temps	Pilote
1217	845	17h43:44.956	37.776	33.904	42.934	64	1:54.614	RAVEL Gilles
1233	845	17h45:39.405	37.609	33.738	43.102	65	1:54.449	RAVEL Gilles
1247	845	17h47:33.439	37.497	33.807	42.730	66	1:54.034	RAVEL Gilles
1263	845	17h49:27.982	37.640	33.957	42.946	67	1:54.543	RAVEL Gilles
1279	845	17h51:23.625	37.867	34.130	43.646	68	1:55.643	RAVEL Gilles
1294	845	17h53:18.520	37.862	34.144	42.889	69	1:54.895	RAVEL Gilles
1309	845	17h55:13.102	37.748	33.991	42.843	70	1:54.582	RAVEL Gilles
1328	845	17h57:06.949	37.464	33.730	42.653	71	1:53.847	RAVEL Gilles
1344	845	17h59:02.100	37.779	33.830	43.542	72	1:55.151	RAVEL Gilles
1363	845	[IN] 18h00:50.124	38.248	33.926	35.850	73		
1389	845	[DRIVER] 10h34:59.143				73		<b>MULLOT Francis</b>
1390	845	[OUT] 18h03:50.460				73	<b>3:00.336</b>	MULLOT Francis
1406	845	18h05:48.145	39.810	34.373	43.502	74		MULLOT Francis
1422	845	18h07:44.416	39.059	34.410	42.802	75	1:56.271	MULLOT Francis
1439	845	18h09:40.741	38.506	34.615	43.204	76	1:56.325	MULLOT Francis
1456	845	18h11:35.887	37.980	34.242	42.924	77	1:55.146	MULLOT Francis
1472	845	18h13:31.076	38.381	34.065	42.743	78	1:55.189	MULLOT Francis
1489	845	18h15:25.893	37.906	33.965	42.946	79	1:54.817	MULLOT Francis
1505	845	18h17:20.733	37.774	34.117	42.949	80	1:54.840	MULLOT Francis
1523	845	18h19:16.152	37.747	34.445	43.227	81	1:55.419	MULLOT Francis
1541	845	18h21:14.635	39.492	34.289	44.702	82	1:58.483	MULLOT Francis
1556	845	18h23:10.534	37.953	34.722	43.224	83	1:55.899	MULLOT Francis
1574	845	18h25:07.090	38.289	34.520	43.747	84	1:56.556	MULLOT Francis
1589	845	[IN] 18h26:59.633	39.723			85		
1608	845	[DRIVER] 12h12:04.484				85		<b>MULLOT Francis</b>
1609	845	[OUT] 18h29:20.546				85	<b>2:20.913</b>	MULLOT Francis
1620		3h01:22.670						FINISH
1627	845	18h31:19.319	40.706	34.539	43.528	86		MULLOT Francis



**LÉDENON - 3. 150 Km**

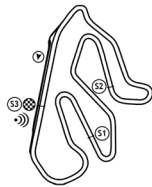
Seq	Num	Heure	Secteur 1	Secteur 2	Secteur 3	Tour	Temps	Pilote
<b>848 EMOS</b>								
27	848	[DRIVER] 9h03:00.734						<b>MATHIEU Michel</b>
28	848	[OUT] 15h20:16.619						
55	848	15h26:16.955	51.596	41.337	4:27.403			
<b>66</b> <span style="float: right;"><b>START</b></span>								
72	848	15h29:09.245	58.984	44.812	<b>1:08.494</b>			MATHIEU Michel
88	848	15h31:04.426	<b>39.089</b>	<b>33.528</b>	<b>42.564</b>	1	<b>1:55.181</b>	MATHIEU Michel
107	848	15h33:01.559	39.265	35.189	42.679	2	1:57.133	MATHIEU Michel
124	848	15h34:57.080	<b>38.219</b>	34.244	43.058	3	1:55.521	MATHIEU Michel
143	848	15h36:53.863	<b>38.136</b>	33.729	44.918	4	1:56.783	MATHIEU Michel
158	848	[IN] 15h38:49.173	38.089	37.251	39.970	5		
180	848	[OUT] 15h42:02.804				5	<b>3:13.631</b>	FOURNIER Antoine
196	848	15h43:56.534	<b>38.098</b>	33.549	<b>42.083</b>	6		FOURNIER Antoine
214	848	15h45:50.593	<b>37.075</b>	<b>33.251</b>	43.733	7	<b>1:54.059</b>	FOURNIER Antoine
235	848	15h47:42.734	37.191	<b>33.020</b>	<b>41.930</b>	8	<b>1:52.141</b>	FOURNIER Antoine
256	848	15h49:34.503	<b>36.869</b>	<b>32.893</b>	42.007	9	<b>1:51.769</b>	FOURNIER Antoine
270	848	15h51:26.302	<b>36.752</b>	33.119	<b>41.928</b>	10	1:51.799	FOURNIER Antoine
284	848	15h53:18.286	37.066	32.994	<b>41.924</b>	11	1:51.984	FOURNIER Antoine
299	848	15h55:09.919	36.810	<b>32.836</b>	41.987	12	<b>1:51.633</b>	FOURNIER Antoine
314	848	15h57:01.897	36.881	33.063	42.034	13	1:51.978	FOURNIER Antoine
330	848	15h58:53.587	<b>36.728</b>	33.136	<b>41.826</b>	14	1:51.690	FOURNIER Antoine
343	848	16h00:45.568	37.046	33.111	<b>41.824</b>	15	1:51.981	FOURNIER Antoine
360	848	16h02:38.347	37.120	33.547	42.112	16	1:52.779	FOURNIER Antoine
375	848	16h04:30.406	<b>36.653</b>	33.399	42.007	17	1:52.059	FOURNIER Antoine
391	848	16h06:22.172	36.903	32.914	41.949	18	1:51.766	FOURNIER Antoine
405	848	16h08:15.584	37.183	33.973	42.256	19	1:53.412	FOURNIER Antoine
421	848	16h10:08.106	37.166	33.168	42.188	20	1:52.522	FOURNIER Antoine
437	848	16h11:59.935	36.829	33.271	<b>41.729</b>	21	1:51.829	FOURNIER Antoine
454	848	16h13:51.532	36.894	32.896	41.807	22	<b>1:51.597</b>	FOURNIER Antoine
470	848	16h15:43.399	36.774	33.177	41.916	23	1:51.867	FOURNIER Antoine
486	848	16h17:34.772	36.710	<b>32.827</b>	41.836	24	<b>1:51.373</b>	FOURNIER Antoine
502	848	16h19:26.683	36.784	33.411	<b>41.716</b>	25	1:51.911	FOURNIER Antoine
518	848	16h21:19.399	37.373	32.870	42.473	26	1:52.716	FOURNIER Antoine
534	848	16h23:11.577	37.060	33.094	42.024	27	1:52.178	FOURNIER Antoine
550	848	16h25:03.801	37.052	33.029	42.143	28	1:52.224	FOURNIER Antoine
567	848	16h26:55.549	36.844	33.079	41.825	29	1:51.748	FOURNIER Antoine
585	848	16h28:47.112	36.708	33.085	41.770	30	1:51.563	FOURNIER Antoine
599	848	16h30:39.242	36.892	33.240	41.998	31	1:52.130	FOURNIER Antoine
614	848	16h32:31.591	37.039	33.193	42.117	32	1:52.349	FOURNIER Antoine
629	848	[IN] 16h34:17.745	37.378	33.061	35.715	33		



**LÉDENON - 3. 150 Km**

Seq	Num	Heure	Secteur 1	Secteur 2	Secteur 3	Tour	Temps	Pilote
655	848	[DRIVER] 9h08:30.701				33		<b>MATHIEU Antoine</b>
656	848	[OUT] 16h37:21.449				33	<b>3:03.704</b>	MATHIEU Antoine
676	848	16h39:16.747	38.680	34.152	42.466	34		MATHIEU Antoine
691	848	16h41:08.747	36.890	33.102	42.008	35	1:52.000	MATHIEU Antoine
708	848	16h43:03.406	38.257	33.840	42.562	36	1:54.659	MATHIEU Antoine
724	848	16h44:56.985	37.919	33.266	42.394	37	1:53.579	MATHIEU Antoine
740	848	16h46:51.547	38.204	33.708	42.650	38	1:54.562	MATHIEU Antoine
754	848	16h48:44.910	37.876	33.232	42.255	39	1:53.363	MATHIEU Antoine
769	848	16h50:39.213	38.200	33.559	42.544	40	1:54.303	MATHIEU Antoine
788	848	16h52:33.861	38.349	34.199	42.100	41	1:54.648	MATHIEU Antoine
804	848	16h54:26.134	37.019	33.126	42.128	42	1:52.273	MATHIEU Antoine
818	848	[IN] 16h56:12.082	36.993	32.802	36.153	43		
846	848	[DRIVER] 9h30:32.613				43		<b>FOURNIER Antoine</b>
847	848	[OUT] 16h59:23.416				43	<b>3:11.334</b>	FOURNIER Antoine
862	848	17h01:16.572	37.490	33.100	42.566	44		FOURNIER Antoine
879	848	17h03:09.535	37.094	33.232	42.637	45	1:52.963	FOURNIER Antoine
897	848	17h05:02.090	37.320	32.901	42.334	46	1:52.555	FOURNIER Antoine
914	848	17h06:55.002	37.076	33.434	42.402	47	1:52.912	FOURNIER Antoine
930	848	17h08:47.402	37.094	33.165	42.141	48	1:52.400	FOURNIER Antoine
946	848	17h10:40.084	37.160	33.238	42.284	49	1:52.682	FOURNIER Antoine
961	848	17h12:32.651	37.196	33.094	42.277	50	1:52.567	FOURNIER Antoine
977	848	17h14:25.346	36.688	33.275	42.732	51	1:52.695	FOURNIER Antoine
992	848	17h16:17.646	37.003	33.121	42.176	52	1:52.300	FOURNIER Antoine
1006	848	17h18:10.046	36.988	33.285	42.127	53	1:52.400	FOURNIER Antoine
1021	848	17h20:02.189	36.993	33.126	42.024	54	1:52.143	FOURNIER Antoine
1037	848	17h21:56.147	37.379	33.433	43.146	55	1:53.958	FOURNIER Antoine
1053	848	17h23:48.336	37.085	33.117	41.987	56	1:52.189	FOURNIER Antoine
1069	848	17h25:41.921	37.129	33.233	43.223	57	1:53.585	FOURNIER Antoine
1083	848	17h27:34.947	37.568	33.105	42.353	58	1:53.026	FOURNIER Antoine
1099	848	17h29:27.749	37.258	33.219	42.325	59	1:52.802	FOURNIER Antoine
1115	848	17h31:20.356	37.322	33.061	42.224	60	1:52.607	FOURNIER Antoine
1133	848	[IN] 17h33:06.440	37.154	33.197	35.733	61		
1150		2h05:59.421						CODE 60
1153	848	[DRIVER] 11h18:54.830				61		<b>MATHIEU Antoine</b>
1154	848	[OUT] 17h36:10.712				61	<b>3:04.272</b>	MATHIEU Antoine
1167		2h08:42.080						START
1174	848	17h38:44.922	1:00.146	51.027	43.037	62		MATHIEU Antoine
1191	848	17h40:37.883	37.885	<b>32.787</b>	42.289	63	1:52.961	MATHIEU Antoine
1207	848	17h42:29.847	37.213	33.059	<b>41.692</b>	64	1:51.964	MATHIEU Antoine
1226	848	17h44:21.901	37.190	33.026	41.838	65	1:52.054	MATHIEU Antoine
1241	848	17h46:13.707	37.116	32.861	41.829	66	1:51.806	MATHIEU Antoine

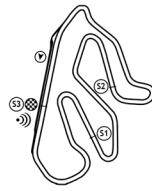




**LEDENON - 3. 150 Km**

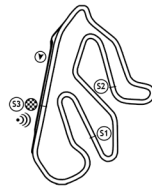
Seq	Num	Heure	Secteur 1	Secteur 2	Secteur 3	Tour	Temps	Pilote
1257	848	17h48:06.512	37.468	33.035	42.302	67	1:52.805	MATHIEU Antoine
1271	848	17h49:59.048	36.931	33.171	42.434	68	1:52.536	MATHIEU Antoine
1286	848	17h51:51.237	36.974	33.407	41.808	69	1:52.189	MATHIEU Antoine
1300	848	17h53:42.668	36.961	<b>32.745</b>	41.725	70	1:51.431	MATHIEU Antoine
1314	848	17h55:34.198	36.843	33.069	<b>41.618</b>	71	1:51.530	MATHIEU Antoine
1331	848	17h57:26.362	37.240	32.953	41.971	72	1:52.164	MATHIEU Antoine
1346	848	[IN] 17h59:13.449	37.508	33.200	36.379	73		
1372	848	[DRIVER] 10h33:25.203				73		<b>FOURNIER Antoine</b>
1374	848	[OUT] 18h02:16.144				73	<b>3:02.695</b>	FOURNIER Antoine
1393	848	18h04:10.452	38.353	33.561	42.394	74		FOURNIER Antoine
1409	848	18h06:04.182	37.124	33.219	43.387	75	1:53.730	FOURNIER Antoine
1424	848	18h07:58.567	38.079	33.536	42.770	76	1:54.385	FOURNIER Antoine
1441	848	18h09:52.186	37.533	33.505	42.581	77	1:53.619	FOURNIER Antoine
1458	848	18h11:46.014	37.839	33.298	42.691	78	1:53.828	FOURNIER Antoine
1476	848	18h13:41.369	39.561	33.210	42.584	79	1:55.355	FOURNIER Antoine
1491	848	18h15:36.263	37.411	34.158	43.325	80	1:54.894	FOURNIER Antoine
1508	848	18h17:31.761	37.844	33.916	43.738	81	1:55.498	FOURNIER Antoine
1526	848	18h19:26.693	38.289	33.514	43.129	82	1:54.932	FOURNIER Antoine
1543	848	18h21:21.388	38.585	33.564	42.546	83	1:54.695	FOURNIER Antoine
1559	848	18h23:17.245	39.621	33.362	42.874	84	1:55.857	FOURNIER Antoine
1575	848	18h25:12.220	38.780	33.419	42.776	85	1:54.975	FOURNIER Antoine
1590	848	18h27:08.929	38.604	34.175	43.930	86	1:56.709	FOURNIER Antoine
1607	848	18h29:10.124	38.713	36.759	45.723	87	2:01.195	FOURNIER Antoine
1620		3h01:22.670						FINISH
1625	848	18h31:14.727	40.232	36.457	47.914	88	2:04.603	FOURNIER Antoine





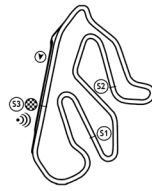
**LÉDENON - 3. 150 Km**

Seq	Num	Heure	Secteur 1	Secteur 2	Secteur 3	Tour	Temps	Pilote
<b>849 GPA RACING</b>								
47	849	[DRIVER] 7h52:14.513						<b>NARDI Thierry</b>
48	849	[OUT] 15h21:05.186						
64	849	15h26:22.106	44.204	40.785	3:51.931			
66								<b>START</b>
82	849	15h29:12.066	58.519	44.409	<b>1:07.032</b>			NARDI Thierry
96	849	15h31:09.215	<b>39.336</b>	<b>34.871</b>	<b>42.942</b>	1	<b>1:57.149</b>	NARDI Thierry
113	849	15h33:05.185	<b>38.184</b>	35.075	<b>42.711</b>	2	<b>1:55.970</b>	NARDI Thierry
130	849	15h35:18.989	55.104	<b>34.645</b>	44.055	3	2:13.804	NARDI Thierry
146	849	15h37:16.198	38.794	<b>34.175</b>	44.240	4	1:57.209	NARDI Thierry
161	849	15h39:14.305	39.248	34.254	44.605	5	1:58.107	NARDI Thierry
177	849	15h41:12.163	39.391	34.249	44.218	6	1:57.858	NARDI Thierry
194	849	15h43:09.945	38.694	34.573	44.515	7	1:57.782	NARDI Thierry
211	849	15h45:08.850	39.319	34.771	44.815	8	1:58.905	NARDI Thierry
229	849	15h47:18.457	44.812	35.869	48.926	9	2:09.607	NARDI Thierry
254	849	15h49:25.567	41.839	37.983	47.288	10	2:07.110	NARDI Thierry
269	849	15h51:26.124	41.114	35.272	44.171	11	2:00.557	NARDI Thierry
285	849	15h53:22.576	38.924	34.192	43.336	12	1:56.452	NARDI Thierry
301	849	15h55:19.252	38.888	34.244	43.544	13	1:56.676	NARDI Thierry
318	849	15h57:17.306	39.445	34.594	44.015	14	1:58.054	NARDI Thierry
335	849	15h59:15.392	38.357	35.589	44.140	15	1:58.086	NARDI Thierry
349	849	[IN] 16h01:04.924	38.321	34.571	36.640	16		
371	849	[DRIVER] 9h46:53.165				16		<b>NARDI Ludivine</b>
372	849	[OUT] 16h04:08.952				16	<b>3:04.028</b>	NARDI Ludivine
388	849	16h06:11.631	41.455	35.405	45.819	17		NARDI Ludivine
404	849	16h08:15.158	41.565	35.596	46.366	18	2:03.527	NARDI Ludivine
427	849	16h10:20.889	41.764	35.687	48.280	19	2:05.731	NARDI Ludivine
443	849	16h12:21.631	40.356	35.190	45.196	20	2:00.742	NARDI Ludivine
459	849	16h14:22.551	40.667	34.994	45.259	21	2:00.920	NARDI Ludivine
477	849	16h16:22.523	40.072	34.715	45.185	22	1:59.972	NARDI Ludivine
493	849	16h18:22.988	40.436	34.940	45.089	23	2:00.465	NARDI Ludivine
509	849	16h20:23.986	40.928	35.186	44.884	24	2:00.998	NARDI Ludivine
527	849	16h22:26.418	40.053	37.095	45.284	25	2:02.432	NARDI Ludivine
544	849	16h24:27.169	41.054	34.616	45.081	26	2:00.751	NARDI Ludivine
562	849	16h26:27.604	40.005	34.903	45.527	27	2:00.435	NARDI Ludivine
579	849	16h28:28.258	40.217	34.930	45.507	28	2:00.654	NARDI Ludivine
596	849	16h30:28.538	39.740	34.970	45.570	29	2:00.280	NARDI Ludivine
613	849	16h32:29.742	40.057	35.232	45.915	30	2:01.204	NARDI Ludivine
632	849	[IN] 16h34:23.378	40.833	34.876	37.927	31		
657	849	[DRIVER] 9h08:33.319				31		<b>NARDI Thierry</b>



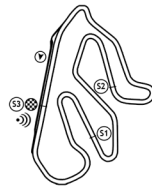
**LÉDENON - 3. 150 Km**

Seq	Num	Heure	Secteur 1	Secteur 2	Secteur 3	Tour	Temps	Pilote
658	849	[OUT] 16h37:24.034				31	3:00.656	NARDI Thierry
677	849	16h39:23.093	39.868	34.422	44.769	32		NARDI Thierry
692	849	16h41:20.375	38.571	34.264	44.447	33	1:57.282	NARDI Thierry
710	849	16h43:18.342	38.871	35.596	43.500	34	1:57.967	NARDI Thierry
726	849	16h45:15.891	38.913	34.462	44.174	35	1:57.549	NARDI Thierry
742	849	16h47:14.501	39.468	34.949	44.193	36	1:58.610	NARDI Thierry
756	849	16h49:12.648	39.125	34.933	44.089	37	1:58.147	NARDI Thierry
775	849	16h51:10.265	39.055	34.706	43.856	38	1:57.617	NARDI Thierry
792	849	16h53:07.033	38.996	33.924	43.848	39	1:56.768	NARDI Thierry
809	849	16h55:05.602	38.656	34.190	45.723	40	1:58.569	NARDI Thierry
827	849	16h57:04.752	38.472	34.118	46.560	41	1:59.150	NARDI Thierry
842	849	16h59:01.299	38.742	34.534	43.271	42	1:56.547	NARDI Thierry
860	849	17h00:57.705	38.584	34.025	43.797	43	1:56.406	NARDI Thierry
878	849	[IN] 17h02:48.025	38.409	34.586	37.325	44		
903	849	[DRIVER] 9h37:01.153				44		NARDI Ludivine
904	849	[OUT] 17h05:51.956				44	3:03.931	NARDI Ludivine
920	849	17h07:57.216	42.192	36.516	46.552	45		NARDI Ludivine
939	849	17h10:00.222	40.929	36.356	45.721	46	2:03.006	NARDI Ludivine
959	849	17h12:02.391	41.018	35.714	45.437	47	2:02.169	NARDI Ludivine
973	849	17h14:01.976	39.962	34.858	44.765	48	1:59.585	NARDI Ludivine
989	849	17h16:01.754	40.075	34.729	44.974	49	1:59.778	NARDI Ludivine
1003	849	17h18:00.876	39.140	34.940	45.042	50	1:59.122	NARDI Ludivine
1019	849	17h19:59.045	39.177	34.705	44.287	51	1:58.169	NARDI Ludivine
1039	849	17h21:58.686	39.172	34.409	46.060	52	1:59.641	NARDI Ludivine
1056	849	17h23:59.371	40.903	34.926	44.856	53	2:00.685	NARDI Ludivine
1073	849	17h25:59.174	39.603	34.583	45.617	54	1:59.803	NARDI Ludivine
1088	849	17h27:57.838	39.633	34.331	44.700	55	1:58.664	NARDI Ludivine
1106	849	17h29:56.385	39.477	34.403	44.667	56	1:58.547	NARDI Ludivine
1121	849	17h31:54.899	39.882	34.229	44.403	57	1:58.514	NARDI Ludivine
1150		2h05:59.421						CODE 60
1167		2h08:42.080						START
1171	849	[IN] 17h38:24.597	38.923	34.279	5:16.496	58		
1318	849	[DRIVER] 10h27:38.974				58		NARDI Thierry
1319	849	[OUT] 17h56:29.884				58	18:05.287	NARDI Thierry
1339	849	17h58:27.831	38.869	34.324	44.754	59		NARDI Thierry
1360	849	18h00:25.719	38.903	34.311	44.674	60	1:57.888	NARDI Thierry
1375	849	18h02:22.747	38.383	34.117	44.528	61	1:57.028	NARDI Thierry
1394	849	18h04:20.775	39.158	34.415	44.455	62	1:58.028	NARDI Thierry
1412	849	18h06:19.241	38.733	34.519	45.214	63	1:58.466	NARDI Thierry
1428	849	18h08:15.131	38.074	34.274	43.542	64	1:55.890	NARDI Thierry
1445	849	18h10:12.131	39.145	34.284	43.571	65	1:57.000	NARDI Thierry



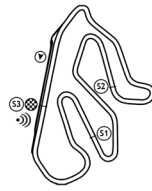
**LÉDENON - 3. 150 Km**

Seq	Num	Heure	Secteur 1	Secteur 2	Secteur 3	Tour	Temps	Pilote
1462	849	18h12:08.157	38.204	34.005	43.817	66	1:56.026	NARDI Thierry
1479	849	18h14:04.924	38.227	33.991	44.549	67	1:56.767	NARDI Thierry
1495	849	[IN] 18h15:57.111	38.553	34.918	38.716	68		
1517	849	[DRIVER] 10h50:08.260				68		<b>NARDI Ludivine</b>
1518	849	[OUT] 18h18:59.017				68	<b>3:01.906</b>	NARDI Ludivine
1538	849	18h21:06.697	43.950	35.086	48.644	69		NARDI Ludivine
1557	849	18h23:15.038	41.442	39.734	47.165	70	2:08.341	NARDI Ludivine
1576	849	18h25:20.008	42.567	35.660	46.743	71	2:04.970	NARDI Ludivine
1593	849	18h27:22.264	41.174	35.327	45.755	72	2:02.256	NARDI Ludivine
1611	849	18h29:27.687	41.962	36.603	46.858	73	2:05.423	NARDI Ludivine
1620		3h01:22.670						FINISH
1629	849	18h31:32.949	41.354	35.841	48.067	74	2:05.262	NARDI Ludivine



**LÉDENON - 3. 150 Km**

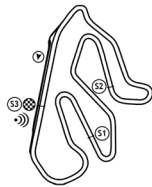
Seq	Num	Heure	Secteur 1	Secteur 2	Secteur 3	Tour	Temps	Pilote
<b>852 W AND B</b>								
21	852	[DRIVER] 9h02:45.029						<b>LEVADE Benoit</b>
22	852	[OUT] 15h20:01.219						
52	852	15h26:14.465	51.705	38.969	4:42.572			
<b>66 START</b>								
69	852	15h29:08.263	59.338	44.813	<b>1:09.647</b>			LEVADE Benoit
85	852	15h31:02.146	<b>38.126</b>	<b>33.429</b>	<b>42.328</b>	1	<b>1:53.883</b>	LEVADE Benoit
101	852	15h32:54.458	<b>37.433</b>	<b>32.948</b>	<b>41.931</b>	2	<b>1:52.312</b>	LEVADE Benoit
117	852	15h34:46.596	<b>37.250</b>	33.010	<b>41.878</b>	3	<b>1:52.138</b>	LEVADE Benoit
131	852	[IN] 15h36:33.922	37.397	33.130	36.799	4		
162	852	[DRIVER] 8h10:47.772				4		<b>CAZOT Wilfrid</b>
163	852	[OUT] 15h39:38.405				4	<b>3:04.483</b>	CAZOT Wilfrid
178	852	15h41:31.249	<b>37.067</b>	33.284	42.493	5		CAZOT Wilfrid
195	852	15h43:23.422	<b>36.896</b>	33.081	42.196	6	1:52.173	CAZOT Wilfrid
212	852	15h45:15.844	<b>36.837</b>	33.317	42.268	7	1:52.422	CAZOT Wilfrid
227	852	15h47:08.624	37.229	33.144	42.407	8	1:52.780	CAZOT Wilfrid
253	852	15h49:01.822	36.945	34.055	42.198	9	1:53.198	CAZOT Wilfrid
267	852	15h50:53.991	<b>36.814</b>	33.100	42.255	10	1:52.169	CAZOT Wilfrid
279	852	15h52:45.762	36.903	<b>32.691</b>	42.177	11	<b>1:51.771</b>	CAZOT Wilfrid
296	852	15h54:38.307	37.138	33.062	42.345	12	1:52.545	CAZOT Wilfrid
310	852	15h56:30.920	37.002	33.242	42.369	13	1:52.613	CAZOT Wilfrid
324	852	15h58:22.787	36.910	32.907	42.050	14	1:51.867	CAZOT Wilfrid
339	852	16h00:15.208	37.217	33.052	42.152	15	1:52.421	CAZOT Wilfrid
354	852	16h02:07.702	36.884	33.065	42.545	16	1:52.494	CAZOT Wilfrid
369	852	16h04:00.166	<b>36.680</b>	33.137	42.647	17	1:52.464	CAZOT Wilfrid
386	852	16h05:52.499	37.308	32.967	42.058	18	1:52.333	CAZOT Wilfrid
402	852	16h07:44.490	36.877	33.103	42.011	19	1:51.991	CAZOT Wilfrid
416	852	16h09:36.798	36.771	32.917	42.620	20	1:52.308	CAZOT Wilfrid
433	852	16h11:29.002	37.288	33.025	41.891	21	1:52.204	CAZOT Wilfrid
450	852	16h13:20.925	36.875	32.935	42.113	22	1:51.923	CAZOT Wilfrid
465	852	16h15:13.544	36.682	33.416	42.521	23	1:52.619	CAZOT Wilfrid
482	852	16h17:04.643	36.890	<b>32.533</b>	<b>41.676</b>	24	<b>1:51.099</b>	CAZOT Wilfrid
498	852	16h18:56.509	36.843	32.925	42.098	25	1:51.866	CAZOT Wilfrid
514	852	16h20:48.971	37.703	32.862	41.897	26	1:52.462	CAZOT Wilfrid
529	852	16h22:40.666	36.775	32.659	42.261	27	1:51.695	CAZOT Wilfrid
545	852	16h24:32.779	37.046	32.832	42.235	28	1:52.113	CAZOT Wilfrid
561	852	16h26:24.241	<b>36.652</b>	32.786	42.024	29	1:51.462	CAZOT Wilfrid
577	852	16h28:17.660	38.030	32.981	42.408	30	1:53.419	CAZOT Wilfrid
592	852	[IN] 16h30:03.325	36.809	32.904	35.952	31		
622	852	[DRIVER] 9h04:17.436				31		<b>LEVADE Benoit</b>



**LÉDENON - 3. 150 Km**

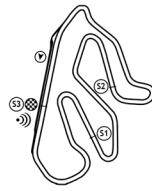
Seq	Num	Heure	Secteur 1	Secteur 2	Secteur 3	Tour	Temps	Pilote
623	852	[OUT] 16h33:08.188				31	3:04.863	LEVADE Benoit
639	852	16h35:03.177	38.217	33.837	42.935	32		LEVADE Benoit
653	852	16h36:57.936	38.302	33.769	42.688	33	1:54.759	LEVADE Benoit
673	852	16h38:52.012	38.238	33.393	42.445	34	1:54.076	LEVADE Benoit
689	852	16h40:45.801	38.112	33.406	42.271	35	1:53.789	LEVADE Benoit
706	852	16h42:38.946	37.476	33.348	42.321	36	1:53.145	LEVADE Benoit
722	852	16h44:32.026	37.685	33.019	42.376	37	1:53.080	LEVADE Benoit
738	852	16h46:25.161	37.831	33.261	42.043	38	1:53.135	LEVADE Benoit
752	852	16h48:18.655	37.638	33.371	42.485	39	1:53.494	LEVADE Benoit
767	852	16h50:12.000	37.785	33.261	42.299	40	1:53.345	LEVADE Benoit
785	852	16h52:05.269	37.599	33.532	42.138	41	1:53.269	LEVADE Benoit
801	852	16h53:58.420	37.476	33.396	42.279	42	1:53.151	LEVADE Benoit
817	852	16h55:51.164	37.584	32.997	42.163	43	1:52.744	LEVADE Benoit
833	852	16h57:44.539	37.798	33.438	42.139	44	1:53.375	LEVADE Benoit
848	852	16h59:38.393	37.561	33.518	42.775	45	1:53.854	LEVADE Benoit
863	852	[IN] 17h01:26.455	38.554	33.433	36.075	46		
892	852	[DRIVER] 9h35:37.657				46		CAZOT Wilfrid
894	852	[OUT] 17h04:28.806				46	3:02.351	CAZOT Wilfrid
912	852	17h06:22.618	38.354	32.969	42.489	47		CAZOT Wilfrid
928	852	17h08:14.539	36.886	32.826	42.209	48	1:51.921	CAZOT Wilfrid
943	852	17h10:09.082	37.650	33.763	43.130	49	1:54.543	CAZOT Wilfrid
958	852	17h12:01.973	37.344	33.043	42.504	50	1:52.891	CAZOT Wilfrid
971	852	17h13:55.142	37.436	33.122	42.611	51	1:53.169	CAZOT Wilfrid
987	852	17h15:47.888	37.114	33.509	42.123	52	1:52.746	CAZOT Wilfrid
1001	852	17h17:40.653	37.022	33.188	42.555	53	1:52.765	CAZOT Wilfrid
1017	852	17h19:34.126	37.393	33.401	42.679	54	1:53.473	CAZOT Wilfrid
1031	852	17h21:26.983	37.708	32.765	42.384	55	1:52.857	CAZOT Wilfrid
1049	852	17h23:18.832	36.730	32.818	42.301	56	1:51.849	CAZOT Wilfrid
1064	852	17h25:11.902	37.633	33.061	42.376	57	1:53.070	CAZOT Wilfrid
1079	852	17h27:04.546	37.058	32.966	42.620	58	1:52.644	CAZOT Wilfrid
1094	852	17h28:57.922	37.009	33.475	42.892	59	1:53.376	CAZOT Wilfrid
1112	852	17h30:51.024	37.345	33.134	42.623	60	1:53.102	CAZOT Wilfrid
1131	852	17h32:45.080	37.296	34.026	42.734	61	1:54.056	CAZOT Wilfrid
1147	852	17h34:39.475	37.246			62	1:54.395	CAZOT Wilfrid
1150		2h05:59.421						CODE 60
1163	852	[IN] 17h37:09.311	42.935	51.381	55.520	63		
1167		2h08:42.080						START
1188	852	[DRIVER] 11h22:59.728				63		LEVADE Benoit
1189	852	[OUT] 17h40:15.804				63	3:06.493	LEVADE Benoit
1206	852	17h42:20.118	46.655	34.103	43.556	64		LEVADE Benoit
1224	852	17h44:14.361	38.745	33.116	42.382	65	1:54.243	LEVADE Benoit





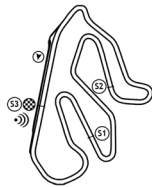
**LEDENON - 3. 150 Km**

Seq	Num	Heure	Secteur 1	Secteur 2	Secteur 3	Tour	Temps	Pilote
1239	852	17h46:07.727	37.935	33.065	42.366	66	1:53.366	LEVADE Benoit
1255	852	17h48:00.425	37.782	32.975	41.941	67	1:52.698	LEVADE Benoit
1269	852	17h49:53.894	37.871	33.418	42.180	68	1:53.469	LEVADE Benoit
1284	852	17h51:46.845	37.459	33.357	42.135	69	1:52.951	LEVADE Benoit
1298	852	[IN] 17h53:36.255	38.074	33.314	38.022	70		
1320	852	[DRIVER] 10h27:47.944				70		<b>CAZOT Wilfrid</b>
1322	852	[OUT] 17h56:38.807				70	<b>3:02.552</b>	CAZOT Wilfrid
1340	852	17h58:31.142	36.851	33.005	42.479	71		CAZOT Wilfrid
1359	852	18h00:24.302	37.319	32.920	42.921	72	1:53.160	CAZOT Wilfrid
1373	852	18h02:16.298	37.013	32.767	42.216	73	1:51.996	CAZOT Wilfrid
1392	852	18h04:08.868	37.285	33.089	42.196	74	1:52.570	CAZOT Wilfrid
1408	852	18h06:00.519	37.136	32.563	41.952	75	1:51.651	CAZOT Wilfrid
1423	852	18h07:52.423	36.734	33.010	42.160	76	1:51.904	CAZOT Wilfrid
1440	852	18h09:44.077	36.741	32.636	42.277	77	1:51.654	CAZOT Wilfrid
1457	852	18h11:36.145	37.179	32.758	42.131	78	1:52.068	CAZOT Wilfrid
1471	852	18h13:28.960	37.419	33.008	42.388	79	1:52.815	CAZOT Wilfrid
1488	852	18h15:22.280	37.071	33.340	42.909	80	1:53.320	CAZOT Wilfrid
1504	852	18h17:15.386	37.586	33.176	42.344	81	1:53.106	CAZOT Wilfrid
1520	852	18h19:08.826	37.599	33.207	42.634	82	1:53.440	CAZOT Wilfrid
1535	852	18h21:02.939	38.275	33.220	42.618	83	1:54.113	CAZOT Wilfrid
1552	852	18h22:55.139	37.236	32.856	42.108	84	1:52.200	CAZOT Wilfrid
1570	852	18h24:47.596	36.924	33.095	42.438	85	1:52.457	CAZOT Wilfrid
1585	852	18h26:40.417	37.179	33.123	42.519	86	1:52.821	CAZOT Wilfrid
1602	852	18h28:33.336	37.347	33.211	42.361	87	1:52.919	CAZOT Wilfrid
1618	852	18h30:26.394	37.056	33.524	42.478	88	1:53.058	CAZOT Wilfrid
1620		3h01:22.670						FINISH
1635	852	[IN] 18h32:32.474	41.921	40.751	43.408	89		



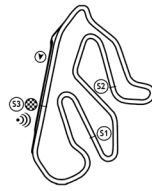
**LÉDENON - 3.150 Km**

Seq	Num	Heure	Secteur 1	Secteur 2	Secteur 3	Tour	Temps	Pilote
<b>857 SITE DE POISSY</b>								
37	857	[DRIVER] 9h03:30.177						<b>TREMBLAY Vincent</b>
38	857	[OUT] 15h20:46.025						
61	857	15h26:19.461	43.218	38.000	4:12.218			
66								<b>START</b>
78	857	15h29:10.142	59.230	44.446	<b>1:07.005</b>			TREMBLAY Vincent
89	857	15h31:04.823	<b>39.050</b>	<b>33.265</b>	<b>42.366</b>	1	<b>1:54.681</b>	TREMBLAY Vincent
104	857	15h32:58.135	<b>37.899</b>	<b>33.015</b>	42.398	2	<b>1:53.312</b>	TREMBLAY Vincent
120	857	15h34:50.503	<b>36.974</b>	33.235	<b>42.159</b>	3	<b>1:52.368</b>	TREMBLAY Vincent
136	857	15h36:43.346	37.112	33.192	42.539	4	1:52.843	TREMBLAY Vincent
151	857	15h38:35.935	37.069	33.142	42.378	5	1:52.589	TREMBLAY Vincent
168	857	15h40:28.515	37.078	33.211	42.291	6	1:52.580	TREMBLAY Vincent
185	857	15h42:21.307	37.155	33.166	42.471	7	1:52.792	TREMBLAY Vincent
201	857	15h44:15.196	37.289	33.530	43.070	8	1:53.889	TREMBLAY Vincent
218	857	15h46:09.089	37.333	33.441	43.119	9	1:53.893	TREMBLAY Vincent
240	857	15h48:02.763	37.577	33.324	42.773	10	1:53.674	TREMBLAY Vincent
260	857	15h49:56.430	37.261	33.537	42.869	11	1:53.667	TREMBLAY Vincent
274	857	15h51:49.509	37.119	33.346	42.614	12	1:53.079	TREMBLAY Vincent
289	857	15h53:43.056	37.303	33.409	42.835	13	1:53.547	TREMBLAY Vincent
305	857	15h55:36.211	37.163	33.380	42.612	14	1:53.155	TREMBLAY Vincent
320	857	15h57:29.921	37.266	33.589	42.855	15	1:53.710	TREMBLAY Vincent
336	857	[IN] 15h59:16.632	37.511	33.383	35.817	16		
357	857	[DRIVER] 9h45:05.683				16		<b>MAUNY Pierrick</b>
358	857	[OUT] 16h02:21.449				16	<b>3:04.817</b>	MAUNY Pierrick
373	857	16h04:20.329	39.226	35.243	44.411	17		MAUNY Pierrick
389	857	16h06:18.822	39.336	34.620	44.537	18	1:58.493	MAUNY Pierrick
406	857	16h08:17.640	39.551	35.012	44.255	19	1:58.818	MAUNY Pierrick
425	857	16h10:18.429	40.089	35.303	45.397	20	2:00.789	MAUNY Pierrick
442	857	16h12:16.624	39.410	35.052	43.733	21	1:58.195	MAUNY Pierrick
458	857	16h14:13.321	38.588	34.166	43.943	22	1:56.697	MAUNY Pierrick
476	857	16h16:10.319	38.623	34.453	43.922	23	1:56.998	MAUNY Pierrick
492	857	16h18:07.368	39.039	34.301	43.709	24	1:57.049	MAUNY Pierrick
507	857	16h20:05.324	39.903	33.947	44.106	25	1:57.956	MAUNY Pierrick
524	857	16h22:02.316	38.646	34.408	43.938	26	1:56.992	MAUNY Pierrick
540	857	16h23:59.309	38.764	34.478	43.751	27	1:56.993	MAUNY Pierrick
556	857	16h25:57.137	39.048	34.671	44.109	28	1:57.828	MAUNY Pierrick
575	857	16h27:54.392	39.386	34.365	43.504	29	1:57.255	MAUNY Pierrick
590	857	[IN] 16h29:46.323	39.098	34.359	38.474	30		
617	857	[DRIVER] 9h04:00.519				30		<b>TREMBLAY Vincent</b>
618	857	[OUT] 16h32:51.181				30	<b>3:04.858</b>	TREMBLAY Vincent



**LÉDENON - 3. 150 Km**

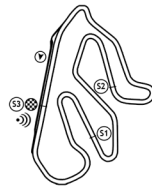
Seq	Num	Heure	Secteur 1	Secteur 2	Secteur 3	Tour	Temps	Pilote
636	857	16h34:43.651	<b>36.361</b>	33.432	42.677	31		TREMBLAY Vincent
651	857	16h36:36.568	37.310	33.153	42.454	32	1:52.917	TREMBLAY Vincent
671	857	16h38:29.693	37.241	33.143	42.741	33	1:53.125	TREMBLAY Vincent
687	857	16h40:22.308	37.177	33.074	42.364	34	1:52.615	TREMBLAY Vincent
703	857	16h42:16.908	38.455	33.436	42.709	35	1:54.600	TREMBLAY Vincent
719	857	16h44:09.762	37.149	33.186	42.519	36	1:52.854	TREMBLAY Vincent
735	857	16h46:03.087	37.537	33.135	42.653	37	1:53.325	TREMBLAY Vincent
750	857	16h47:55.698	37.075	33.110	42.426	38	1:52.611	TREMBLAY Vincent
765	857	16h49:48.189	37.192	<b>32.952</b>	42.347	39	1:52.491	TREMBLAY Vincent
783	857	16h51:41.034	37.251	33.153	42.441	40	1:52.845	TREMBLAY Vincent
799	857	16h53:33.505	37.233	32.957	42.281	41	1:52.471	TREMBLAY Vincent
815	857	16h55:25.770	37.152	<b>32.948</b>	42.165	42	<b>1:52.265</b>	TREMBLAY Vincent
830	857	16h57:19.252	37.500	<b>32.900</b>	43.082	43	1:53.482	TREMBLAY Vincent
843	857	[IN] 16h59:05.270	37.430	33.023	35.565	44		
869	857	[DRIVER] 9h33:18.944				44		<b>MAUNY Pierrick</b>
870	857	[OUT] 17h02:09.686				44	<b>3:04.416</b>	MAUNY Pierrick
886	857	17h04:05.493	37.897	34.159	43.751	45		MAUNY Pierrick
906	857	17h06:04.060	39.730	34.150	44.687	46	1:58.567	MAUNY Pierrick
923	857	17h08:03.395	39.953	34.428	44.954	47	1:59.335	MAUNY Pierrick
940	857	17h10:01.468	39.109	34.029	44.935	48	1:58.073	MAUNY Pierrick
957	857	17h12:00.857	40.774	34.941	43.674	49	1:59.389	MAUNY Pierrick
972	857	17h13:57.946	39.095	34.318	43.676	50	1:57.089	MAUNY Pierrick
988	857	17h15:54.565	38.593	34.554	43.472	51	1:56.619	MAUNY Pierrick
1002	857	17h17:51.083	38.382	34.281	43.855	52	1:56.518	MAUNY Pierrick
1018	857	17h19:47.738	38.701	34.203	43.751	53	1:56.655	MAUNY Pierrick
1036	857	17h21:45.793	39.130	34.754	44.171	54	1:58.055	MAUNY Pierrick
1052	857	17h23:42.546	38.755	34.430	43.568	55	1:56.753	MAUNY Pierrick
1067	857	17h25:38.374	38.420	33.838	43.570	56	1:55.828	MAUNY Pierrick
1082	857	17h27:34.495	38.331	34.252	43.538	57	1:56.121	MAUNY Pierrick
1098	857	[IN] 17h29:24.573	38.991	33.669	37.418	58		
1126	857	[DRIVER] 11h15:09.162				58		<b>TREMBLAY Vincent</b>
1127	857	[OUT] 17h32:24.905				58	<b>3:00.332</b>	TREMBLAY Vincent
1142	857	17h34:17.662	<b>36.305</b>	33.433	43.019	59		TREMBLAY Vincent
1150		2h05:59.421						CODE 60
1161	857	17h37:04.180	37.669	54.146	1:14.703	60	2:46.518	TREMBLAY Vincent
1167		2h08:42.080						START
1181	857	17h39:22.964	1:02.734	33.174	42.876	61	2:18.784	TREMBLAY Vincent
1195	857	17h41:16.287	37.472	33.275	42.576	62	1:53.323	TREMBLAY Vincent
1212	857	17h43:09.421	37.378	33.360	42.396	63	1:53.134	TREMBLAY Vincent
1229	857	17h45:03.140	37.534	33.441	42.744	64	1:53.719	TREMBLAY Vincent
1243	857	17h46:56.774	37.381	33.390	42.863	65	1:53.634	TREMBLAY Vincent



**LÉDENON - 3. 150 Km**

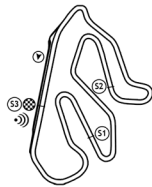
Seq	Num	Heure	Secteur 1	Secteur 2	Secteur 3	Tour	Temps	Pilote
1259	857	17h48:49.511	37.283	32.968	42.486	66	1:52.737	TREMBLAY Vincent
1274	857	17h50:42.204	37.098	33.125	42.470	67	1:52.693	TREMBLAY Vincent
1289	857	17h52:35.107	37.585	33.099	42.219	68	1:52.903	TREMBLAY Vincent
1304	857	17h54:27.959	37.383	33.165	42.304	69	1:52.852	TREMBLAY Vincent
1317	857	17h56:20.775	37.460	33.164	42.192	70	1:52.816	TREMBLAY Vincent
1338	857	17h58:13.301	37.092	33.131	42.303	71	1:52.526	TREMBLAY Vincent
1356	857	[IN] 17h59:58.978	37.275	33.113	35.289	72		
1383	857	[DRIVER] 10h34:18.008				72		<b>MAUNY Pierrick</b>
1384	857	[OUT] 18h03:08.860				72	<b>3:09.882</b>	MAUNY Pierrick
1402	857	18h05:07.170	39.561	34.644	44.105	73		MAUNY Pierrick
1418	857	18h07:05.792	39.557	34.972	44.093	74	1:58.622	MAUNY Pierrick
1434	857	18h09:04.263	39.045	34.528	44.898	75	1:58.471	MAUNY Pierrick
1452	857	18h11:01.415	38.695	34.388	44.069	76	1:57.152	MAUNY Pierrick
1467	857	18h12:58.515	38.984	34.465	43.651	77	1:57.100	MAUNY Pierrick
1484	857	18h14:54.950	38.634	34.056	43.745	78	1:56.435	MAUNY Pierrick
1500	857	18h16:51.318	38.470	34.201	43.697	79	1:56.368	MAUNY Pierrick
1514	857	18h18:47.769	38.783	34.096	43.572	80	1:56.451	MAUNY Pierrick
1532	857	18h20:46.057	39.686	34.716	43.886	81	1:58.288	MAUNY Pierrick
1549	857	18h22:42.160	38.629	34.065	43.409	82	1:56.103	MAUNY Pierrick
1569	857	18h24:38.410	38.698	34.007	43.545	83	1:56.250	MAUNY Pierrick
1584	857	18h26:34.890	38.477	34.347	43.656	84	1:56.480	MAUNY Pierrick
1601	857	18h28:31.256	38.556	34.191	43.619	85	1:56.366	MAUNY Pierrick
1619	857	18h30:27.915	38.454	35.248	42.957	86	1:56.659	MAUNY Pierrick
1620		3h01:22.670						FINISH
1637	857	[IN] 18h32:54.966	52.070	45.813	49.168	87		





**IEDFNON - 3.150 Km**

Seq	Num	Heure	Secteur 1	Secteur 2	Secteur 3	Tour	Temps	Pilote
<b>861 TEAM CDRS</b>								
39	861	[DRIVER] 9h03:39.501						<b>DAVAIL Bruno</b>
40	861	[OUT] 15h20:55.322						
60	861	15h26:19.216	48.459	42.236	3:53.199			
66								<b>START</b>
75	861	15h29:09.886	59.884	44.620	<b>1:06.166</b>			DAVAIL Bruno
91	861	15h31:06.591	<b>39.263</b>	<b>34.434</b>	<b>43.008</b>	1	<b>1:56.705</b>	DAVAIL Bruno
106	861	15h33:00.484	<b>37.419</b>	<b>33.783</b>	<b>42.691</b>	2	<b>1:53.893</b>	DAVAIL Bruno
123	861	15h34:55.066	37.447	<b>33.540</b>	43.595	3	1:54.582	DAVAIL Bruno
139	861	15h36:49.158	37.894	<b>33.254</b>	42.944	4	1:54.092	DAVAIL Bruno
155	861	15h38:45.885	38.158	33.576	44.993	5	1:56.727	DAVAIL Bruno
173	861	15h40:40.809	38.554	33.975	<b>42.395</b>	6	1:54.924	DAVAIL Bruno
190	861	15h42:34.252	37.611	33.338	42.494	7	<b>1:53.443</b>	DAVAIL Bruno
208	861	15h44:30.810	37.760	34.409	44.389	8	1:56.558	DAVAIL Bruno
223	861	15h46:27.995	38.805	35.449	42.931	9	1:57.185	DAVAIL Bruno
246	861	15h48:25.050	38.799	35.287	42.969	10	1:57.055	DAVAIL Bruno
265	861	15h50:18.784	37.630	33.288	42.816	11	1:53.734	DAVAIL Bruno
278	861	15h52:13.001	37.475	33.806	42.936	12	1:54.217	DAVAIL Bruno
293	861	15h54:08.005	37.591	33.756	43.657	13	1:55.004	DAVAIL Bruno
309	861	15h56:03.057	37.455	33.461	44.136	14	1:55.052	DAVAIL Bruno
323	861	15h57:57.923	37.679	33.582	43.605	15	1:54.866	DAVAIL Bruno
338	861	15h59:52.024	37.543	34.026	42.532	16	1:54.101	DAVAIL Bruno
351	861	[IN] 16h01:53.847	37.297	33.481	51.045	17		
382	861	[DRIVER] 9h47:41.956				17		<b>WEGMANN Steeve</b>
383	861	[OUT] 16h04:57.721				17	<b>3:03.874</b>	WEGMANN Steeve
397	861	16h06:56.377	38.266	35.837	44.553	18		WEGMANN Steeve
414	861	16h08:55.120	40.121	33.935	44.687	19	1:58.743	WEGMANN Steeve
430	861	16h10:54.697	40.157	34.733	44.687	20	1:59.577	WEGMANN Steeve
445	861	16h12:52.197	39.528	34.080	43.892	21	1:57.500	WEGMANN Steeve
461	861	16h14:48.924	39.740	34.116	42.871	22	1:56.727	WEGMANN Steeve
479	861	16h16:44.370	38.908	33.829	42.709	23	1:55.446	WEGMANN Steeve
496	861	16h18:40.854	38.553	35.002	42.929	24	1:56.484	WEGMANN Steeve
513	861	16h20:37.471	38.929	34.263	43.425	25	1:56.617	WEGMANN Steeve
531	861	16h22:51.140	39.164	50.382	44.123	26	2:13.669	WEGMANN Steeve
547	861	[IN] 16h24:44.815	39.147	35.591	38.937	27		
571	861	[DRIVER] 10h10:26.992				27		<b>DAVAIL Bruno</b>
572	861	[OUT] 16h27:42.853				27	<b>2:58.038</b>	DAVAIL Bruno
588	861	16h29:42.555	42.370	34.135	43.197	28		DAVAIL Bruno
606	861	16h31:36.229	37.634	33.464	42.576	29	1:53.674	DAVAIL Bruno
624	861	16h33:29.876	37.655	33.606	<b>42.386</b>	30	1:53.647	DAVAIL Bruno

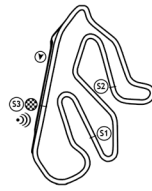


LÉDENON - 3. 150 Km

Seq	Num	Heure	Secteur 1	Secteur 2	Secteur 3	Tour	Temps	Pilote
640	861	16h35:24.509	37.632	33.661	43.340	31	1:54.633	DAVAIL Bruno
654	861	[IN] 16h37:12.117	37.573	33.977	36.058	32		
660	861	[DRIVER] 9h08:55.488				32		<b>DAVAIL Bruno</b>
661	861	[OUT] 16h37:46.099				32	<b>33.982</b>	DAVAIL Bruno
678	861	16h39:38.578	<b>35.989</b>	33.308	43.182	33		DAVAIL Bruno
695	861	16h41:33.269	37.450	34.216	43.025	34	1:54.691	DAVAIL Bruno
711	861	16h43:30.580	37.768	34.532	45.011	35	1:57.311	DAVAIL Bruno
727	861	[IN] 16h45:22.725	39.547	34.828	37.770	36		
771	861	[DRIVER] 9h21:52.149				36		<b>WEGMANN Steeve</b>
772	861	[OUT] 16h50:42.890				36	<b>5:20.165</b>	WEGMANN Steeve
789	861	16h52:38.932	38.806	34.249	42.987	37		WEGMANN Steeve
805	861	16h54:35.661	38.705	34.303	43.721	38	1:56.729	WEGMANN Steeve
821	861	16h56:32.450	38.908	34.392	43.489	39	1:56.789	WEGMANN Steeve
836	861	16h58:27.920	38.416	33.942	43.112	40	1:55.470	WEGMANN Steeve
855	861	17h00:24.396	38.853	34.037	43.586	41	1:56.476	WEGMANN Steeve
874	861	17h02:22.380	38.666	35.699	43.619	42	1:57.984	WEGMANN Steeve
891	861	17h04:19.894	38.575	35.048	43.891	43	1:57.514	WEGMANN Steeve
910	861	17h06:16.539	38.386	34.197	44.062	44	1:56.645	WEGMANN Steeve
927	861	17h08:13.746	38.845	33.989	44.373	45	1:57.207	WEGMANN Steeve
944	861	[IN] 17h10:16.674	40.346	38.810	43.772	46		
1032	861	[DRIVER] 11h04:13.596				46		<b>DAVAIL Bruno</b>
1033	861	[OUT] 17h21:29.396				46	<b>11:12.722</b>	DAVAIL Bruno
1050	861	17h23:25.428	38.313	34.529	43.190	47		DAVAIL Bruno
1066	861	17h25:19.648	37.796	33.856	42.568	48	1:54.220	DAVAIL Bruno
1081	861	17h27:14.475	38.637	33.413	42.777	49	1:54.827	DAVAIL Bruno
1095	861	17h29:07.958	37.556	33.540	42.387	50	1:53.483	DAVAIL Bruno
1113	861	17h31:01.444	37.227	33.466	42.793	51	1:53.486	DAVAIL Bruno
1132	861	17h32:55.446	37.403	33.583	43.016	52	1:54.002	DAVAIL Bruno
1149	861	17h34:50.773	37.790	33.890	43.647	53	1:55.327	DAVAIL Bruno
1150		2h05:59.421						CODE 60
1166	861	17h37:27.457	42.913	47.276	1:06.495	54	2:36.684	DAVAIL Bruno
1167		2h08:42.080						START
1183	861	17h39:33.087	48.876	33.840	42.914	55	2:05.630	DAVAIL Bruno
1197	861	17h41:26.416	37.554	<b>32.923</b>	42.852	56	<b>1:53.329</b>	DAVAIL Bruno
1216	861	17h43:20.362	37.650	33.355	42.941	57	1:53.946	DAVAIL Bruno
1230	861	17h45:15.420	37.634	34.279	43.145	58	1:55.058	DAVAIL Bruno
1244	861	17h47:09.717	37.417	33.435	43.445	59	1:54.297	DAVAIL Bruno
1261	861	17h49:05.350	37.707	33.735	44.191	60	1:55.633	DAVAIL Bruno
1276	861	17h50:59.641	37.883	33.481	42.927	61	1:54.291	DAVAIL Bruno
1291	861	17h52:54.594	37.680	33.971	43.302	62	1:54.953	DAVAIL Bruno
1305	861	17h54:48.920	37.494	33.773	43.059	63	1:54.326	DAVAIL Bruno



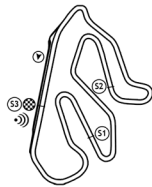




**LÉDENON - 3. 150 Km**

Seq	Num	Heure	Secteur 1	Secteur 2	Secteur 3	Tour	Temps	Pilote
1321	861	[IN] 17h56:38.323	38.368	33.621	37.414	64		
1353	861	[DRIVER] 10h30:52.402				64		<b>WEGMANN Steeve</b>
1354	861	[OUT] 17h59:43.312				64	<b>3:04.989</b>	WEGMANN Steeve
1370	861	18h01:40.895	39.019	34.792	43.772	65		WEGMANN Steeve
1388	861	18h03:37.046	38.628	34.161	43.362	66	1:56.151	WEGMANN Steeve
1405	861	18h05:32.424	38.631	33.646	43.101	67	1:55.378	WEGMANN Steeve
1420	861	18h07:27.228	37.978	33.780	43.046	68	1:54.804	WEGMANN Steeve
1437	861	18h09:22.823	38.137	33.984	43.474	69	1:55.595	WEGMANN Steeve
1454	861	18h11:18.351	38.688	33.956	42.884	70	1:55.528	WEGMANN Steeve
1469	861	18h13:13.422	38.073	33.733	43.265	71	1:55.071	WEGMANN Steeve
1486	861	18h15:08.335	38.266	33.734	42.913	72	1:54.913	WEGMANN Steeve
1502	861	18h17:03.194	38.087	33.843	42.929	73	1:54.859	WEGMANN Steeve
1516	861	18h18:57.798	37.904	33.461	43.239	74	1:54.604	WEGMANN Steeve
1534	861	18h20:53.756	38.802	34.398	42.758	75	1:55.958	WEGMANN Steeve
1551	861	18h22:48.685	37.730			76	1:54.929	WEGMANN Steeve
1567	861	[IN] 18h24:37.453	37.783	33.596	37.389	77		
1591	861	[DRIVER] 12h09:56.482				77		<b>WEGMANN Steeve</b>
1592	861	[OUT] 18h27:12.311				77	<b>2:34.858</b>	WEGMANN Steeve
1606	861	18h29:06.151	36.496	34.070	43.274	78		WEGMANN Steeve
1620		3h01:22.670						FINISH
1624	861	18h31:00.764	37.910	33.721	42.982	79	1:54.613	WEGMANN Steeve

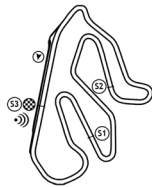




**LÉDENON - 3. 150 Km**

Seq	Num	Heure	Secteur 1	Secteur 2	Secteur 3	Tour	Temps	Pilote
<b>866 TDC37.COM</b>								
33	866	[DRIVER] 9h03:26.231						<b>GRENIER Florentin</b>
34	866	[OUT] 15h20:42.107						
58	866	15h26:18.508	43.703	38.387	4:14.311			
66								<b>START</b>
76	866	15h29:09.844	59.455	44.430	<b>1:07.451</b>			GRENIER Florentin
95	866	15h31:08.185	<b>40.113</b>	<b>35.150</b>	<b>43.078</b>	1	<b>1:58.341</b>	GRENIER Florentin
109	866	15h33:02.415	<b>38.173</b>	<b>33.834</b>	<b>42.223</b>	2	<b>1:54.230</b>	GRENIER Florentin
122	866	15h34:54.704	<b>37.580</b>	<b>32.864</b>	<b>41.845</b>	3	<b>1:52.289</b>	GRENIER Florentin
138	866	15h36:46.264	<b>37.036</b>	<b>32.805</b>	<b>41.719</b>	4	<b>1:51.560</b>	GRENIER Florentin
153	866	15h38:38.646	37.290	33.123	41.969	5	1:52.382	GRENIER Florentin
170	866	15h40:30.722	37.447	32.838	41.791	6	1:52.076	GRENIER Florentin
187	866	15h42:23.163	37.096	33.262	42.083	7	1:52.441	GRENIER Florentin
203	866	15h44:20.783	37.448	33.228	46.944	8	1:57.620	GRENIER Florentin
226	866	[IN] 15h47:02.153				9		
228	866	[DRIVER] 8h18:21.098				9		<b>GRENIER Florentin</b>
230	866	[DRIVER] 8h18:33.065				9		<b>GRENIER Florentin</b>
231	866	[DRIVER] 8h18:33.700				9		<b>GRENIER Florentin</b>
232	866	[DRIVER] 8h18:38.197				9		<b>GRENIER Florentin</b>
233	866	[DRIVER] 8h18:44.276				9		<b>GRENIER Florentin</b>
239	866	[DRIVER] 8h19:11.591				9		<b>GRENIER Florentin</b>
241	866	[DRIVER] 8h19:13.384				9		<b>GRENIER Florentin</b>
247	866	[DRIVER] 8h19:41.928				9		<b>GRENIER Florentin</b>
248	866	[DRIVER] 8h19:44.771				9		<b>GRENIER Florentin</b>
249	866	[DRIVER] 8h19:45.704				9		<b>GRENIER Florentin</b>
250	866	[DRIVER] 8h19:47.979				9		<b>GRENIER Florentin</b>
251	866	[DRIVER] 8h19:51.109				9		<b>GRENIER Florentin</b>
294	866	[DRIVER] 8h25:44.467				9		<b>GODIGNON Benjamin</b>
295	866	[OUT] 15h54:35.261				9	<b>7:33.108</b>	GODIGNON Benjamin
311	866	15h56:36.575	42.139	34.786	44.389	10		GODIGNON Benjamin
325	866	15h58:34.953	40.378	34.404	43.596	11	1:58.378	GODIGNON Benjamin
340	866	16h00:31.041	38.615	34.327	43.146	12	1:56.088	GODIGNON Benjamin
359	866	16h02:28.152	39.155	34.291	43.665	13	1:57.111	GODIGNON Benjamin
374	866	16h04:24.254	38.659	34.167	43.276	14	1:56.102	GODIGNON Benjamin
390	866	16h06:20.362	38.699	33.966	43.443	15	1:56.108	GODIGNON Benjamin
407	866	16h08:17.856	39.780	34.222	43.492	16	1:57.494	GODIGNON Benjamin
422	866	16h10:12.373	38.286	33.338	42.893	17	1:54.517	GODIGNON Benjamin
439	866	16h12:07.834	38.660	33.785	43.016	18	1:55.461	GODIGNON Benjamin
455	866	16h14:02.438	38.105	33.508	42.991	19	1:54.604	GODIGNON Benjamin
475	866	16h15:59.605	38.114	35.204	43.849	20	1:57.167	GODIGNON Benjamin

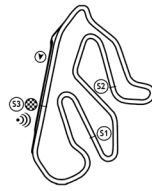




**LÉDENON - 3. 150 Km**

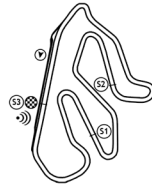
Seq	Num	Heure	Secteur 1	Secteur 2	Secteur 3	Tour	Temps	Pilote
490	866	16h17:57.189	39.511	34.164	43.909	21	1:57.584	GODIGNON Benjamin
506	866	16h19:52.143	38.355	33.640	42.959	22	1:54.954	GODIGNON Benjamin
523	866	16h21:47.010	38.416	33.628	42.823	23	1:54.867	GODIGNON Benjamin
538	866	16h23:43.140	38.717	34.452	42.961	24	1:56.130	GODIGNON Benjamin
554	866	[IN] 16h25:32.444	38.490	33.664	37.150	25		
580	866	[DRIVER] 10h11:20.307				25		<b>DOUCET Mathieu</b>
581	866	[OUT] 16h28:36.375				25	<b>3:03.931</b>	DOUCET Mathieu
600	866	16h30:39.340	43.850	34.950	44.165	26		DOUCET Mathieu
615	866	16h32:36.192	40.057	33.865	42.930	27	1:56.852	DOUCET Mathieu
634	866	16h34:31.300	37.876	34.104	43.128	28	1:55.108	DOUCET Mathieu
649	866	16h36:26.434	37.817	34.251	43.066	29	1:55.134	DOUCET Mathieu
668	866	16h38:21.362	38.272	33.799	42.857	30	1:54.928	DOUCET Mathieu
686	866	16h40:15.968	37.669	34.632	42.305	31	1:54.606	DOUCET Mathieu
704	866	16h42:24.789	50.992	34.249	43.580	32	2:08.821	DOUCET Mathieu
721	866	16h44:21.754	38.963	35.039	42.963	33	1:56.965	DOUCET Mathieu
736	866	[IN] 16h46:12.376	38.356	34.149	38.117	34		
757	866	[DRIVER] 9h20:25.006				34		<b>GRENIER Florentin</b>
758	866	[OUT] 16h49:15.878				34	<b>3:03.502</b>	GRENIER Florentin
776	866	16h51:10.435	38.368	33.436	42.753	35		GRENIER Florentin
791	866	16h53:03.346	37.323	33.170	42.418	36	1:52.911	GRENIER Florentin
807	866	16h54:55.827	37.331	33.061	42.089	37	1:52.481	GRENIER Florentin
823	866	16h56:48.772	37.500	33.304	42.141	38	1:52.945	GRENIER Florentin
838	866	16h58:41.855	37.661	33.204	42.218	39	1:53.083	GRENIER Florentin
857	866	17h00:33.645	<b>36.982</b>	32.895	41.913	40	1:51.790	GRENIER Florentin
876	866	17h02:26.198	37.203	33.414	41.936	41	1:52.553	GRENIER Florentin
890	866	17h04:18.974	37.233	33.245	42.298	42	1:52.776	GRENIER Florentin
909	866	17h06:11.315	37.338	32.984	42.019	43	1:52.341	GRENIER Florentin
925	866	17h08:04.889	38.327	33.112	42.135	44	1:53.574	GRENIER Florentin
938	866	17h09:59.346	38.069	33.809	42.579	45	1:54.457	GRENIER Florentin
954	866	17h11:51.757	37.495	33.046	41.870	46	1:52.411	GRENIER Florentin
967	866	17h13:44.252	37.188	33.064	42.243	47	1:52.495	GRENIER Florentin
984	866	17h15:37.473	37.177	33.060	42.984	48	1:53.221	GRENIER Florentin
997	866	17h17:30.972	37.629	33.174	42.696	49	1:53.499	GRENIER Florentin
1013	866	17h19:24.033	37.611	33.144	42.306	50	1:53.061	GRENIER Florentin
1027	866	17h21:17.403	37.519	33.364	42.487	51	1:53.370	GRENIER Florentin
1045	866	17h23:10.260	37.636	33.014	42.207	52	1:52.857	GRENIER Florentin
1061	866	17h25:03.162	37.579	33.067	42.256	53	1:52.902	GRENIER Florentin
1077	866	[IN] 17h26:51.487	37.349	34.013	36.963	54		
1104	866	[DRIVER] 11h12:38.931				54		<b>GODIGNON Benjamin</b>
1105	866	[OUT] 17h29:54.851				54	<b>3:03.364</b>	GODIGNON Benjamin
1122	866	17h31:56.326	42.183	35.115	44.177	55		GODIGNON Benjamin





**LÉDENON - 3. 150 Km**

Seq	Num	Heure	Secteur 1	Secteur 2	Secteur 3	Tour	Temps	Pilote
1138	866	17h33:54.498	39.794	34.795	43.583	56	1:58.172	GODIGNON Benjamin
1150		2h05:59.421						CODE 60
1157	866	17h36:32.715	39.272	37.688	1:21.257	57	2:38.217	GODIGNON Benjamin
1167		2h08:42.080						START
1178	866	[IN] 17h39:06.111	1:07.292	44.154	41.950	58		
1213	866	[DRIVER] 11h25:59.979				58		DOUCET Mathieu
1214	866	[OUT] 17h43:15.920				58	4:09.809	DOUCET Mathieu
1231	866	17h45:16.299	40.272	37.103	43.004	59		DOUCET Mathieu
1245	866	17h47:10.588	37.966	33.836	42.487	60	1:54.289	DOUCET Mathieu
1260	866	17h49:04.607	37.501	33.436	43.082	61	1:54.019	DOUCET Mathieu
1275	866	17h50:58.872	37.997	33.478	42.790	62	1:54.265	DOUCET Mathieu
1290	866	17h52:53.928	37.878	34.120	43.058	63	1:55.056	DOUCET Mathieu
1306	866	17h54:49.097	37.814	34.352	43.003	64	1:55.169	DOUCET Mathieu
1323	866	17h56:43.591	37.801	33.639	43.054	65	1:54.494	DOUCET Mathieu
1341	866	17h58:39.010	38.080	33.983	43.356	66	1:55.419	DOUCET Mathieu
1361	866	18h00:33.585	37.842	34.040	42.693	67	1:54.575	DOUCET Mathieu
1376	866	18h02:28.370	37.576	34.356	42.853	68	1:54.785	DOUCET Mathieu
1395	866	18h04:22.604	37.766	33.807	42.661	69	1:54.234	DOUCET Mathieu
1411	866	18h06:17.923	37.822	33.876	43.621	70	1:55.319	DOUCET Mathieu
1427	866	18h08:12.721	37.665	34.024	43.109	71	1:54.798	DOUCET Mathieu
1444	866	18h10:09.301	38.080	34.404	44.096	72	1:56.580	DOUCET Mathieu
1461	866	18h12:03.969	37.735	34.086	42.847	73	1:54.668	DOUCET Mathieu
1478	866	18h13:59.338	38.320	34.187	42.862	74	1:55.369	DOUCET Mathieu
1494	866	18h15:54.655	37.994	34.131	43.192	75	1:55.317	DOUCET Mathieu
1510	866	18h17:50.327	38.055	33.836	43.781	76	1:55.672	DOUCET Mathieu
1528	866	18h19:45.979	38.170	34.563	42.919	77	1:55.652	DOUCET Mathieu
1545	866	18h21:41.035	37.935	34.095	43.026	78	1:55.056	DOUCET Mathieu
1560	866	18h23:34.766	37.751	33.271	42.709	79	1:53.731	DOUCET Mathieu
1577	866	18h25:29.686	38.061	33.866	42.993	80	1:54.920	DOUCET Mathieu
1594	866	18h27:25.871	38.342	34.506	43.337	81	1:56.185	DOUCET Mathieu
1610	866	18h29:21.442	38.377	34.355	42.839	82	1:55.571	DOUCET Mathieu
1620		3h01:22.670						FINISH
1626	866	18h31:16.160	38.354	33.717	42.647	83	1:54.718	DOUCET Mathieu



**LÉDENON - 3. 150 Km**

Seq	Num	Heure	Secteur 1	Secteur 2	Secteur 3	Tour	Temps	Pilote
<b>1001 SAFETY CAR</b>								
15	1001	[OUT]						
49	1001		53.828	44.615	1:16.634			
66								START
1150		2h05:59.421						CODE 60
1167		2h08:42.080						START
1620		3h01:22.670						FINISH