

NOGARO - 3,636 Km

Seq	Num	Heure	Secteur 1	Secteur 2	Secteur 3	Tour	Temps Pilote
1 IMSA							
12	1	[OUT]					DIDRY Michel
49	1		42.943	39.006	5:45.239		DIDRY Michel
64							START
80	1	5.508	43.240	51.821	59.189		DIDRY Michel
94		1:23.991					YELLOW FLAG
152		5:55.641					START
590		30:35.789					FINISH



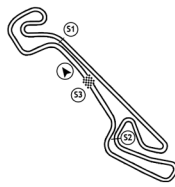
NOGARO - 3,636 Km

Seq	Num	Heure	Secteur 1	Secteur 2	Secteur 3	Tour	Temps	Pilote
2 GARAGE BOURGOIN								
37	2			48.741	5:51.235			CAUMES Emil
64								START
68	2	3.346	44.345	54.334	1:05.484			CAUMES Emil
94		1:23.991						YELLOW FLAG
100	2	1:42.219	38.018	29.178	31.677	1	1:38.873	CAUMES Emil
129	2	3:54.905	43.795	44.659	44.232	2	2:12.686	CAUMES Emil
152		5:55.641						START
158	2	6:14.987	47.066	50.385	42.631	3	2:20.082	CAUMES Emil
186	2	7:47.676	34.149	28.342	30.198	4	1:32.689	CAUMES Emil
214	2	9:20.691	34.289	28.455	30.271	5	1:33.015	CAUMES Emil
241	2	10:51.506	33.279	27.875	29.661	6	1:30.815	CAUMES Emil
269	2	12:21.884	32.869	27.774	29.735	7	1:30.378	CAUMES Emil
297	2	13:51.899	32.828	27.586	29.601	8	1:30.015	CAUMES Emil
324	2	15:22.306	33.032	27.579	29.796	9	1:30.407	CAUMES Emil
350	2	16:54.108	34.159	27.939	29.704	10	1:31.802	CAUMES Emil
378	2	18:24.815	33.133	27.858	29.716	11	1:30.707	CAUMES Emil
404	2	19:59.234	36.072	27.969	30.378	12	1:34.419	CAUMES Emil
431	2	21:30.721	33.658	27.906	29.923	13	1:31.487	CAUMES Emil
458	2	23:03.329	33.743	28.162	30.703	14	1:32.608	CAUMES Emil
485	2	24:35.925	34.034	28.210	30.352	15	1:32.596	CAUMES Emil
512	2	26:09.162	34.141	28.524	30.572	16	1:33.237	CAUMES Emil
538	2	27:43.884	35.396	28.575	30.751	17	1:34.722	CAUMES Emil
566	2	29:17.233	34.548	28.296	30.505	18	1:33.349	CAUMES Emil
590		30:35.789						FINISH
595	2	30:50.858	34.344	28.442	30.839	19	1:33.625	CAUMES Emil



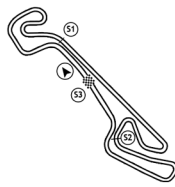
NOGARO - 3,636 Km

Seq	Num	Heure	Secteur 1	Secteur 2	Secteur 3	Tour	Temps	Pilote
3 GARAGE BOURGOIN								
19	3	[OUT]						BELARD Franck
57	3		43.683	38.330	5:33.896			BELARD Franck
64								START
88	3	8.134	44.800	44.983	55.830			BELARD Franck
94		1:23.991						YELLOW FLAG
116	3	1:53.392	39.086	33.058	33.114	1	1:45.258	BELARD Franck
145	3	4:07.420	45.308	44.046	44.674	2	2:14.028	BELARD Franck
152		5:55.641						START
174	3	6:28.121	47.031	50.915	42.755	3	2:20.701	BELARD Franck
202	3	8:06.003	35.601	30.000	32.281	4	1:37.882	BELARD Franck
228	3	9:41.757	35.195	29.462	31.097	5	1:35.754	BELARD Franck
256	3	11:17.109	34.190	29.510	31.652	6	1:35.352	BELARD Franck
283	3	12:53.965	36.272	29.208	31.376	7	1:36.856	BELARD Franck
310	3	14:30.344	35.886	29.147	31.346	8	1:36.379	BELARD Franck
338	3	16:05.772	34.565	29.355	31.508	9	1:35.428	BELARD Franck
366	3	17:40.569	34.601	29.183	31.013	10	1:34.797	BELARD Franck
394	3	19:15.581	34.632	29.225	31.155	11	1:35.012	BELARD Franck
422	3	20:50.102	34.382	28.975	31.164	12	1:34.521	BELARD Franck
448	3	22:25.792	34.488	29.489	31.713	13	1:35.690	BELARD Franck
477	3	24:01.860	35.064	29.244	31.760	14	1:36.068	BELARD Franck
505	3	25:36.994	34.716	29.243	31.175	15	1:35.134	BELARD Franck
533	3	27:13.132	35.388	29.462	31.288	16	1:36.138	BELARD Franck
561	3	28:49.778	35.615	29.601	31.430	17	1:36.646	BELARD Franck
589	3	30:27.492	35.930	29.800	31.984	18	1:37.714	BELARD Franck
590		30:35.789						FINISH
618	3	32:09.216	37.725	31.367	32.632	19	1:41.724	BELARD Franck



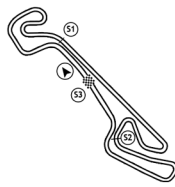
NOGARO - 3,636 Km

Seq	Num	Heure	Secteur 1	Secteur 2	Secteur 3	Tour	Temps	Pilote
4 RACING TECHNOLOGY								
7	4	[OUT]						PROVINS Yves
45	4		41.614	45.645	5:49.073			PROVINS Yves
64								START
76	4	4.292	45.112	52.100	1:00.495			PROVINS Yves
94		1:23.991						YELLOW FLAG
107	4	1:47.306	39.147	30.418	33.449	1	1:43.014	PROVINS Yves
136	4	3:59.689	43.408	44.417	44.558	2	2:12.383	PROVINS Yves
152		5:55.641						START
165	4	6:20.983	47.282	50.673	43.339	3	2:21.294	PROVINS Yves
192	4	7:56.312	34.789	28.677	31.863	4	1:35.329	PROVINS Yves
220	4	9:30.886	34.673	28.954	30.947	5	1:34.574	PROVINS Yves
248	4	11:04.890	34.368	28.853	30.783	6	1:34.004	PROVINS Yves
276	4	12:39.385	34.836	28.783	30.876	7	1:34.495	PROVINS Yves
304	4	14:13.810	34.609	28.900	30.916	8	1:34.425	PROVINS Yves
332	4	15:48.133	34.460	28.977	30.886	9	1:34.323	PROVINS Yves
360	4	17:22.828	34.648	28.995	31.052	10	1:34.695	PROVINS Yves
388	4	18:57.604	34.710	29.000	31.066	11	1:34.776	PROVINS Yves
414	4	20:32.545	35.209	28.992	30.740	12	1:34.941	PROVINS Yves
442	4	22:07.515	34.978	29.211	30.781	13	1:34.970	PROVINS Yves
470	4	23:41.952	34.343	28.995	31.099	14	1:34.437	PROVINS Yves
498	4	25:15.970	34.437	28.827	30.754	15	1:34.018	PROVINS Yves
524	4	26:51.440	34.813	29.406	31.251	16	1:35.470	PROVINS Yves
552	4	28:26.032	34.684	28.822	31.086	17	1:34.592	PROVINS Yves
580	4	30:01.179	35.073	29.064	31.010	18	1:35.147	PROVINS Yves
590		30:35.789						FINISH
608	4	31:41.595	36.514	31.329	32.573	19	1:40.416	PROVINS Yves



NOGARO - 3,636 Km

Seq	Num	Heure	Secteur 1	Secteur 2	Secteur 3	Tour	Temps	Pilote
5 IMSA								
9	5	[OUT]						GIRARDOT Stéphane
47	5		42.423	42.516	5:45.813			GIRARDOT Stéphane
64								START
77	5	4.697	45.715	50.888	1:00.264			GIRARDOT Stéphane
94		1:23.991						YELLOW FLAG
106	5	1:46.326	38.327	30.380	32.922	1	1:41.629	GIRARDOT Stéphane
135	5	3:58.970	43.512	44.793	44.339	2	2:12.644	GIRARDOT Stéphane
152		5:55.641						START
164	5	6:20.475	47.403	50.671	43.431	3	2:21.505	GIRARDOT Stéphane
193	5	7:57.098	34.717	29.114	32.792	4	1:36.623	GIRARDOT Stéphane
221	5	9:32.008	34.804	28.873	31.233	5	1:34.910	GIRARDOT Stéphane
249	5	11:06.118	34.447	28.698	30.965	6	1:34.110	GIRARDOT Stéphane
277	5	12:40.206	34.364	28.943	30.781	7	1:34.088	GIRARDOT Stéphane
305	5	14:14.326	34.460	28.777	30.883	8	1:34.120	GIRARDOT Stéphane
333	5	15:48.849	34.432	28.888	31.203	9	1:34.523	GIRARDOT Stéphane
361	5	17:23.464	34.522	28.903	31.190	10	1:34.615	GIRARDOT Stéphane
389	5	18:58.012	34.518	29.088	30.942	11	1:34.548	GIRARDOT Stéphane
415	5	20:33.655	35.853	28.906	30.884	12	1:35.643	GIRARDOT Stéphane
443	5	22:08.190	34.863	28.960	30.712	13	1:34.535	GIRARDOT Stéphane
471	5	23:42.292	34.521	28.896	30.685	14	1:34.102	GIRARDOT Stéphane
499	5	25:16.491	34.763	28.709	30.727	15	1:34.199	GIRARDOT Stéphane
525	5	26:52.113	34.842	29.234	31.546	16	1:35.622	GIRARDOT Stéphane
553	5	28:26.976	34.908	28.945	31.010	17	1:34.863	GIRARDOT Stéphane
581	5	30:01.897	35.292	28.909	30.720	18	1:34.921	GIRARDOT Stéphane
590		30:35.789						FINISH
612	5	31:51.308	36.431	35.811	37.169	19	1:49.411	GIRARDOT Stéphane



NOGARO - 3,636 Km

Seq	Num	Heure	Secteur 1	Secteur 2	Secteur 3	Tour	Temps	Pilote
7 IMSA								
6	7	[OUT]						LACOUR Thomas
42	7		43.120	46.284	5:47.212			LACOUR Thomas
64								START
73	7	4.095	45.585	53.375	1:01.142			LACOUR Thomas
94		1:23.991						YELLOW FLAG
104	7	1:45.173	38.429	30.113	32.536	1	1:41.078	LACOUR Thomas
133	7	3:57.888	43.679	44.610	44.426	2	2:12.715	LACOUR Thomas
152		5:55.641						START
162	7	6:18.058	46.706	50.865	42.599	3	2:20.170	LACOUR Thomas
190	7	7:52.858	34.851	28.695	31.254	4	1:34.800	LACOUR Thomas
219	7	9:28.285	34.650	29.649	31.128	5	1:35.427	LACOUR Thomas
247	7	11:02.608	34.520	28.788	31.015	6	1:34.323	LACOUR Thomas
275	7	12:36.586	34.202	28.854	30.922	7	1:33.978	LACOUR Thomas
303	7	14:10.151	34.356	28.566	30.643	8	1:33.565	LACOUR Thomas
331	7	15:44.032	34.417	28.821	30.643	9	1:33.881	LACOUR Thomas
359	7	17:17.014	33.940	28.376	30.666	10	1:32.982	LACOUR Thomas
385	7	18:51.990	33.994	28.754	32.228	11	1:34.976	LACOUR Thomas
413	7	20:25.595	33.947	28.628	31.030	12	1:33.605	LACOUR Thomas
441	7	21:59.175	34.013	28.623	30.944	13	1:33.580	LACOUR Thomas
469	7	23:33.470	34.423	28.607	31.265	14	1:34.295	LACOUR Thomas
495	7	25:08.258	34.657	28.661	31.470	15	1:34.788	LACOUR Thomas
523	7	26:42.965	34.414	29.133	31.160	16	1:34.707	LACOUR Thomas
550	7	28:20.366	35.470	29.541	32.390	17	1:37.401	LACOUR Thomas
577	7	29:55.013	34.340	29.391	30.916	18	1:34.647	LACOUR Thomas
590		30:35.789						FINISH
604	7	31:31.387	34.410	29.880	32.084	19	1:36.374	LACOUR Thomas



NOGARO - 3,636 Km

Seq	Num	Heure	Secteur 1	Secteur 2	Secteur 3	Tour	Temps	Pilote
9 IMSA								
5	9	[OUT]						ETTOUATI Michel
43	9		44.146	47.968	5:48.499			ETTOUATI Michel
64								START
74	9	4.073	44.269	53.974	1:01.698			ETTOUATI Michel
94		1:23.991						YELLOW FLAG
103	9	1:44.176	38.682	29.613	31.808	1	1:40.103	ETTOUATI Michel
132	9	3:57.285	44.148	44.555	44.406	2	2:13.109	ETTOUATI Michel
152		5:55.641						START
161	9	6:17.868	46.887	50.425	43.271	3	2:20.583	ETTOUATI Michel
189	9	7:52.214	34.524	28.901	30.921	4	1:34.346	ETTOUATI Michel
217	9	9:26.004	34.650	28.266	30.874	5	1:33.790	ETTOUATI Michel
245	9	10:59.903	34.576	28.574	30.749	6	1:33.899	ETTOUATI Michel
273	9	12:33.428	34.428	28.476	30.621	7	1:33.525	ETTOUATI Michel
301	9	14:07.211	34.545	28.350	30.888	8	1:33.783	ETTOUATI Michel
329	9	15:40.914	34.648	28.366	30.689	9	1:33.703	ETTOUATI Michel
357	9	17:14.663	34.625	28.455	30.669	10	1:33.749	ETTOUATI Michel
383	9	18:49.562	34.976	28.521	31.402	11	1:34.899	ETTOUATI Michel
411	9	20:23.566	34.530	28.299	31.175	12	1:34.004	ETTOUATI Michel
439	9	21:57.585	34.819	28.364	30.836	13	1:34.019	ETTOUATI Michel
467	9	23:31.886	34.971	28.572	30.758	14	1:34.301	ETTOUATI Michel
493	9	25:07.126	35.481	28.559	31.200	15	1:35.240	ETTOUATI Michel
521	9	26:41.647	34.699	29.134	30.688	16	1:34.521	ETTOUATI Michel
549	9	28:19.805	36.042	29.758	32.358	17	1:38.158	ETTOUATI Michel
578	9	29:55.935	34.602	30.524	31.004	18	1:36.130	ETTOUATI Michel
590		30:35.789						FINISH
606	9	31:34.819	36.128	30.740	32.016	19	1:38.884	ETTOUATI Michel



NOGARO - 3,636 Km

Seq	Num	Heure	Secteur 1	Secteur 2	Secteur 3	Tour	Temps	Pilote
10 TEAM POINTET								
16	10	[OUT]						POINTET Hugues
52	10		43.574	45.541	5:32.872			POINTET Hugues
64								START
83	10	6.409	43.551	47.754	57.483			POINTET Hugues
94		1:23.991						YELLOW FLAG
111	10	1:51.073	38.853	30.848	34.963	1	1:44.664	POINTET Hugues
140	10	4:03.718	44.221	43.824	44.600	2	2:12.645	POINTET Hugues
152		5:55.641						START
169	10	6:24.511	47.438	50.492	42.863	3	2:20.793	POINTET Hugues
197	10	8:00.532	35.178	29.783	31.060	4	1:36.021	POINTET Hugues
225	10	9:35.642	34.804	29.356	30.950	5	1:35.110	POINTET Hugues
253	10	11:11.220	35.393	29.218	30.967	6	1:35.578	POINTET Hugues
281	10	12:46.802	35.469	29.095	31.018	7	1:35.582	POINTET Hugues
308	10	14:20.912	34.395	28.909	30.806	8	1:34.110	POINTET Hugues
336	10	15:56.157	35.163	29.124	30.958	9	1:35.245	POINTET Hugues
364	10	17:31.112	34.883	29.095	30.977	10	1:34.955	POINTET Hugues
392	10	19:05.917	34.858	28.906	31.041	11	1:34.805	POINTET Hugues
419	10	20:42.027	34.863	29.241	32.006	12	1:36.110	POINTET Hugues
447	10	22:18.352	36.338	28.954	31.033	13	1:36.325	POINTET Hugues
475	10	23:53.116	34.955	28.979	30.830	14	1:34.764	POINTET Hugues
503	10	25:27.858	34.739	28.852	31.151	15	1:34.742	POINTET Hugues
531	10	27:03.549	35.192	29.108	31.391	16	1:35.691	POINTET Hugues
559	10	28:39.658	35.177	29.242	31.690	17	1:36.109	POINTET Hugues
585	10	30:16.594	35.949	29.289	31.698	18	1:36.936	POINTET Hugues
590		30:35.789						FINISH
613	10	31:56.327	36.989	30.146	32.598	19	1:39.733	POINTET Hugues



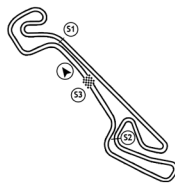
NOGARO - 3,636 Km

Seq	Num	Heure	Secteur 1	Secteur 2	Secteur 3	Tour	Temps	Pilote
11 RACING TECHNOLOGY								
14	11	[OUT]						PAPIN Denis
51	11		46.698	44.635	5:33.328			PAPIN Denis
64								START
82	11	5.787	44.570	48.308	58.230			PAPIN Denis
94		1:23.991						YELLOW FLAG
110	11	1:50.496	38.796	30.626	35.287	1	1:44.709	PAPIN Denis
139	11	4:02.721	43.279	43.285	45.661	2	2:12.225	PAPIN Denis
152		5:55.641						START
168	11	6:23.583	46.723	50.939	43.200	3	2:20.862	PAPIN Denis
196	11	7:59.584	35.332	29.114	31.555	4	1:36.001	PAPIN Denis
224	11	9:35.130	35.210	28.996	31.340	5	1:35.546	PAPIN Denis
252	11	11:10.915	35.543	28.868	31.374	6	1:35.785	PAPIN Denis
280	11	12:46.636	35.442	28.678	31.601	7	1:35.721	PAPIN Denis
309	11	14:22.386	35.372	28.961	31.417	8	1:35.750	PAPIN Denis
337	11	15:57.189	34.900	28.676	31.227	9	1:34.803	PAPIN Denis
365	11	17:32.025	34.612	28.837	31.387	10	1:34.836	PAPIN Denis
393	11	19:06.671	34.658	28.648	31.340	11	1:34.646	PAPIN Denis
421	11	20:42.228	34.733	28.886	31.938	12	1:35.557	PAPIN Denis
446	11	22:17.484	35.459	28.855	30.942	13	1:35.256	PAPIN Denis
474	11	23:51.877	34.595	28.580	31.218	14	1:34.393	PAPIN Denis
502	11	25:25.936	34.607	28.551	30.901	15	1:34.059	PAPIN Denis
530	11	27:00.549	34.855	28.656	31.102	16	1:34.613	PAPIN Denis
557	11	28:37.024	35.299	28.713	32.463	17	1:36.475	PAPIN Denis
584	11	30:11.738	35.232	28.482	31.000	18	1:34.714	PAPIN Denis
590		30:35.789						FINISH
611	11	31:48.513	35.315	29.381	32.079	19	1:36.775	PAPIN Denis



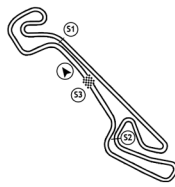
NOGARO - 3,636 Km

Seq	Num	Heure	Secteur 1	Secteur 2	Secteur 3	Tour	Temps	Pilote
14 IMSA								
28	14			48.365	54.511			PIERRE Arnaud
64								START
65	14	3.053	5:41.472	54.974	1:06.660			PIERRE Arnaud
94		1:23.991						YELLOW FLAG
99	14	1:41.775	37.218	29.043	32.461	1	1:38.722	PIERRE Arnaud
128	14	3:54.283	43.875	44.450	44.183	2	2:12.508	PIERRE Arnaud
152		5:55.641						START
157	14	6:14.056	47.132	50.180	42.461	3	2:19.773	PIERRE Arnaud
185	14	7:47.515	34.430	28.646	30.383	4	1:33.459	PIERRE Arnaud
213	14	9:20.578	33.955	28.656	30.452	5	1:33.063	PIERRE Arnaud
242	14	10:54.071	34.574	28.441	30.478	6	1:33.493	PIERRE Arnaud
270	14	12:26.522	33.885	28.183	30.383	7	1:32.451	PIERRE Arnaud
298	14	13:59.790	34.019	28.675	30.574	8	1:33.268	PIERRE Arnaud
326	14	15:33.405	34.458	28.739	30.418	9	1:33.615	PIERRE Arnaud
354	14	17:07.436	34.846	28.610	30.575	10	1:34.031	PIERRE Arnaud
380	14	18:42.112	34.885	28.707	31.084	11	1:34.676	PIERRE Arnaud
408	14	20:16.544	34.707	28.622	31.103	12	1:34.432	PIERRE Arnaud
437	14	21:51.917	35.609	28.829	30.935	13	1:35.373	PIERRE Arnaud
464	14	23:26.235	34.705	28.629	30.984	14	1:34.318	PIERRE Arnaud
491	14	25:01.172	35.370	28.648	30.919	15	1:34.937	PIERRE Arnaud
518	14	26:36.648	35.301	29.307	30.868	16	1:35.476	PIERRE Arnaud
546	14	28:10.777	34.504	28.727	30.898	17	1:34.129	PIERRE Arnaud
572	14	29:45.183	34.510	28.818	31.078	18	1:34.406	PIERRE Arnaud
590		30:35.789						FINISH
599	14	31:21.050	35.664	28.923	31.280	19	1:35.867	PIERRE Arnaud



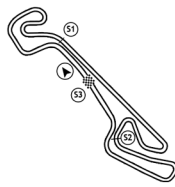
NOGARO - 3,636 Km

Seq	Num	Heure	Secteur 1	Secteur 2	Secteur 3	Tour	Temps	Pilote
15 TLR								
23	15	[OUT]						LAMOULIE Daniel
60	15		42.031	35.895	5:23.911			LAMOULIE Daniel
64								START
91	15	9.983	45.689	43.767	55.036			LAMOULIE Daniel
94		1:23.991						YELLOW FLAG
119	15	1:57.911	39.410	32.990	35.528	1	1:47.928	LAMOULIE Daniel
148	15	4:10.688	43.852	44.216	44.709	2	2:12.777	LAMOULIE Daniel
152		5:55.641						START
177	15	6:32.919	46.346	51.578	44.307	3	2:22.231	LAMOULIE Daniel
206	15	8:15.640	37.417	30.959	34.345	4	1:42.721	LAMOULIE Daniel
234	15	9:56.886	36.840	30.859	33.547	5	1:41.246	LAMOULIE Daniel
262	15	11:38.113	37.013	30.696	33.518	6	1:41.227	LAMOULIE Daniel
290	15	13:18.976	36.769	30.641	33.453	7	1:40.863	LAMOULIE Daniel
318	15	14:59.629	36.611	30.598	33.444	8	1:40.653	LAMOULIE Daniel
345	15	16:41.354	37.052	30.797	33.876	9	1:41.725	LAMOULIE Daniel
376	15	18:23.400	37.198	31.089	33.759	10	1:42.046	LAMOULIE Daniel
407	15	20:07.059	37.898	32.378	33.383	11	1:43.659	LAMOULIE Daniel
435	15	21:48.199	37.072	30.776	33.292	12	1:41.140	LAMOULIE Daniel
466	15	23:30.436	37.729	31.107	33.401	13	1:42.237	LAMOULIE Daniel
497	15	25:12.678	38.132	31.024	33.086	14	1:42.242	LAMOULIE Daniel
527	15	26:54.641	37.014	31.513	33.436	15	1:41.963	LAMOULIE Daniel
558	15	28:38.376	37.525	31.684	34.526	16	1:43.735	LAMOULIE Daniel
588	15	30:21.052	37.307	32.070	33.299	17	1:42.676	LAMOULIE Daniel
590		30:35.789						FINISH
617	15	32:03.821	38.005	31.262	33.502	18	1:42.769	LAMOULIE Daniel



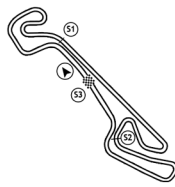
NOGARO - 3,636 Km

Seq	Num	Heure	Secteur 1	Secteur 2	Secteur 3	Tour	Temps	Pilote
18 SPORT CLUB RACING								
20	18	[OUT]						LEGE Pierre Réнал
55	18		41.609	38.439	5:31.729			LEGE Pierre Réнал
64								START
86	18	7.351	43.985	45.782	56.285			LEGE Pierre Réнал
94		1:23.991						YELLOW FLAG
113	18	1:51.778	38.855	31.042	34.530	1	1:44.427	LEGE Pierre Réнал
142	18	4:05.139	44.919	43.776	44.666	2	2:13.361	LEGE Pierre Réнал
152		5:55.641						START
171	18	6:25.801	47.299	50.581	42.782	3	2:20.662	LEGE Pierre Réнал
198	18	8:01.828	35.410	29.293	31.324	4	1:36.027	LEGE Pierre Réнал
226	18	9:38.467	35.025	29.404	32.210	5	1:36.639	LEGE Pierre Réнал
254	18	11:16.037	35.587	29.438	32.545	6	1:37.570	LEGE Pierre Réнал
282	18	12:53.664	36.188	29.379	32.060	7	1:37.627	LEGE Pierre Réнал
311	18	14:31.787	35.820	30.156	32.147	8	1:38.123	LEGE Pierre Réнал
346	18	16:44.615	35.708	29.652	1:07.468	9	2:12.828	LEGE Pierre Réнал
377	18	18:24.747	37.580	29.871	32.681	10	1:40.132	LEGE Pierre Réнал
406	18	20:04.693	36.809	30.164	32.973	11	1:39.946	LEGE Pierre Réнал
434	18	21:42.734	36.009	29.607	32.425	12	1:38.041	LEGE Pierre Réнал
461	18	23:21.196	36.430	29.652	32.380	13	1:38.462	LEGE Pierre Réнал
490	18	25:00.078	36.548	29.840	32.494	14	1:38.882	LEGE Pierre Réнал
520	18	26:41.037	37.940	30.599	32.420	15	1:40.959	LEGE Pierre Réнал
551	18	28:21.505	36.479	31.409	32.580	16	1:40.468	LEGE Pierre Réнал
579	18	29:59.908	36.366	29.525	32.512	17	1:38.403	LEGE Pierre Réнал
590		30:35.789						FINISH
615	18	31:57.317	42.173	38.093	37.143	18	1:57.409	LEGE Pierre Réнал



NOGARO - 3,636 Km

Seq	Num	Heure	Secteur 1	Secteur 2	Secteur 3	Tour	Temps	Pilote
19 SPORT CLUB RACING								
17	19	[OUT]						HERRY Jean Christophe
56	19		44.847	40.698	5:34.756			HERRY Jean Christophe
64								START
87	19	7.773	44.908	44.910	56.073			HERRY Jean Christophe
94		1:23.991						YELLOW FLAG
115	19	1:53.182	39.937	32.134	33.338	1	1:45.409	HERRY Jean Christophe
144	19	4:06.791	44.878	44.165	44.566	2	2:13.609	HERRY Jean Christophe
152		5:55.641						START
173	19	6:27.910	47.060	50.822	43.237	3	2:21.119	HERRY Jean Christophe
201	19	8:05.653	35.427	30.018	32.298	4	1:37.743	HERRY Jean Christophe
230	19	9:43.770	35.182	30.621	32.314	5	1:38.117	HERRY Jean Christophe
258	19	11:21.520	35.595	29.969	32.186	6	1:37.750	HERRY Jean Christophe
285	19	12:59.104	35.904	29.893	31.787	7	1:37.584	HERRY Jean Christophe
314	19	14:34.914	35.254	29.407	31.149	8	1:35.810	HERRY Jean Christophe
341	19	16:11.670	35.350	29.414	31.992	9	1:36.756	HERRY Jean Christophe
368	19	17:47.357	35.482	29.025	31.180	10	1:35.687	HERRY Jean Christophe
396	19	19:22.978	35.018	29.509	31.094	11	1:35.621	HERRY Jean Christophe
424	19	20:59.373	35.466	29.794	31.135	12	1:36.395	HERRY Jean Christophe
452	19	22:36.481	35.539	29.648	31.921	13	1:37.108	HERRY Jean Christophe
478	19	24:13.554	35.489	29.755	31.829	14	1:37.073	HERRY Jean Christophe
506	19	25:50.756	35.758	29.847	31.597	15	1:37.202	HERRY Jean Christophe
534	19	27:29.057	36.629	29.705	31.967	16	1:38.301	HERRY Jean Christophe
565	19	29:09.170	36.947	31.129	32.037	17	1:40.113	HERRY Jean Christophe
590		30:35.789						FINISH
594	19	30:47.443	36.185	29.920	32.168	18	1:38.273	HERRY Jean Christophe



NOGARO - 3,636 Km

Seq	Num	Heure	Secteur 1	Secteur 2	Secteur 3	Tour	Temps	Pilote
21 BERTO MOTEURS								
8	21	[OUT]						SARNY David
44	21		44.772	43.022	5:45.049			SARNY David
64								START
75	21	4.288	45.529	53.105	1:00.221			SARNY David
94		1:23.991						YELLOW FLAG
105	21	1:45.769	38.568	30.273	32.640	1	1:41.481	SARNY David
134	21	3:58.567	43.521	44.703	44.574	2	2:12.798	SARNY David
152		5:55.641						START
163	21	6:18.775	47.054	50.768	42.386	3	2:20.208	SARNY David
191	21	7:53.469	34.568	29.193	30.933	4	1:34.694	SARNY David
218	21	9:27.441	34.473	28.792	30.707	5	1:33.972	SARNY David
246	21	11:01.654	34.497	28.922	30.794	6	1:34.213	SARNY David
274	21	12:35.436	34.309	28.741	30.732	7	1:33.782	SARNY David
302	21	14:08.752	34.172	28.540	30.604	8	1:33.316	SARNY David
330	21	15:42.675	34.110	28.789	31.024	9	1:33.923	SARNY David
358	21	17:16.348	34.137	28.566	30.970	10	1:33.673	SARNY David
384	21	18:51.157	34.006	28.990	31.813	11	1:34.809	SARNY David
412	21	20:24.965	34.120	28.775	30.913	12	1:33.808	SARNY David
440	21	21:58.587	34.135	28.709	30.778	13	1:33.622	SARNY David
468	21	23:32.719	34.509	28.758	30.865	14	1:34.132	SARNY David
494	21	25:07.726	35.071	28.611	31.325	15	1:35.007	SARNY David
522	21	26:42.312	34.662	29.023	30.901	16	1:34.586	SARNY David
548	21	28:18.953	35.752	29.462	31.427	17	1:36.641	SARNY David
576	21	29:53.160	34.464	28.723	31.020	18	1:34.207	SARNY David
590		30:35.789						FINISH
603	21	31:30.077	34.919	30.601	31.397	19	1:36.917	SARNY David



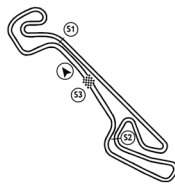
NOGARO - 3,636 Km

Seq	Num	Heure	Secteur 1	Secteur 2	Secteur 3	Tour	Temps	Pilote
23 GARAGE BOURGOIN								
1	23	[OUT]						LEDOGAR Come
38	23							LEDOGAR Come
64								START
70	23	3:496						LEDOGAR Come
94		1:23.991						YELLOW FLAG
98	23	1:41.066				1	1:37.570	LEDOGAR Come
127	23	3:53.678				2	2:12.612	LEDOGAR Come
152		5:55.641						START
155	23	6:13.351				3	2:19.673	LEDOGAR Come
183	23	7:43.670				4	1:30.319	LEDOGAR Come
210	23	9:13.349				5	1:29.679	LEDOGAR Come
238	23	10:43.455				6	1:30.106	LEDOGAR Come
265	23	12:13.439				7	1:29.984	LEDOGAR Come
293	23	13:43.520				8	1:30.081	LEDOGAR Come
319	23	15:14.360				9	1:30.840	LEDOGAR Come
347	23	16:45.195				10	1:30.835	LEDOGAR Come
373	23	18:17.098				11	1:31.903	LEDOGAR Come
400	23	19:50.090				12	1:32.992	LEDOGAR Come
426	23	21:22.127				13	1:32.037	LEDOGAR Come
454	23	22:53.664				14	1:31.537	LEDOGAR Come
481	23	24:26.908				15	1:33.244	LEDOGAR Come
507	23	25:59.502				16	1:32.594	LEDOGAR Come
535	23	27:31.290				17	1:31.788	LEDOGAR Come
562	23	29:05.578				18	1:34.288	LEDOGAR Come
590		30:35.789						FINISH
593	23	30:39.595				19	1:34.017	LEDOGAR Come



NOGARO - 3,636 Km

Seq	Num	Heure	Secteur 1	Secteur 2	Secteur 3	Tour	Temps	Pilote
24 911 IMPACT								
15	24	[OUT]						RABOT Olivier
54	24		45.034	45.925	5:36.973			RABOT Olivier
64								START
84	24	6.615	44.248	44.851	56.973			RABOT Olivier
94		1:23.991						YELLOW FLAG
114	24	1:52.852	40.258	32.463	33.516	1	1:46.237	RABOT Olivier
143	24	4:05.862	44.620	43.897	44.493	2	2:13.010	RABOT Olivier
152		5:55.641						START
172	24	6:26.806	47.132	50.662	43.150	3	2:20.944	RABOT Olivier
200	24	8:04.780	35.904	30.310	31.760	4	1:37.974	RABOT Olivier
229	24	9:43.052	35.606	30.714	31.952	5	1:38.272	RABOT Olivier
257	24	11:21.008	35.667	30.198	32.091	6	1:37.956	RABOT Olivier
287	24	13:01.194	36.067	29.897	34.222	7	1:40.186	RABOT Olivier
315	24	14:42.218	37.314	30.945	32.765	8	1:41.024	RABOT Olivier
342	24	16:22.490	37.041	30.383	32.848	9	1:40.272	RABOT Olivier
370	24	18:03.087	37.252	30.955	32.390	10	1:40.597	RABOT Olivier
398	24	19:43.063	37.209	30.364	32.403	11	1:39.976	RABOT Olivier
429	24	21:23.363	36.974	30.125	33.201	12	1:40.300	RABOT Olivier
457	24	23:03.243	36.837	30.693	32.350	13	1:39.880	RABOT Olivier
487	24	24:43.075	36.785	30.395	32.652	14	1:39.832	RABOT Olivier
515	24	26:22.719	36.827	30.331	32.486	15	1:39.644	RABOT Olivier
544	24	28:03.466	37.637	30.803	32.307	16	1:40.747	RABOT Olivier
571	24	29:44.636	37.357	30.980	32.833	17	1:41.170	RABOT Olivier
590		30:35.789						FINISH
602	24	31:30.017	38.712	31.860	34.809	18	1:45.381	RABOT Olivier



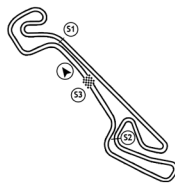
NOGARO - 3,636 Km

Seq	Num	Heure	Secteur 1	Secteur 2	Secteur 3	Tour	Temps	Pilote
25 SEBASTIEN LOEB RACING								
18	25	[OUT]						HUMBERT Alexandre
53	25		43.646	40.382	5:32.318			HUMBERT Alexandre
64								START
85	25	7.070	43.915	46.325	56.772			HUMBERT Alexandre
94		1:23.991						YELLOW FLAG
112	25	1:51.575	38.628	31.004	34.873	1	1:44.505	HUMBERT Alexandre
141	25	4:04.487	44.666	43.791	44.455	2	2:12.912	HUMBERT Alexandre
152		5:55.641						START
170	25	6:25.228	47.410	50.303	43.028	3	2:20.741	HUMBERT Alexandre
199	25	8:02.791	35.637	30.380	31.546	4	1:37.563	HUMBERT Alexandre
227	25	9:39.561	35.415	29.790	31.565	5	1:36.770	HUMBERT Alexandre
255	25	11:16.627	35.540	29.657	31.869	6	1:37.066	HUMBERT Alexandre
284	25	12:55.920	36.972	30.226	32.095	7	1:39.293	HUMBERT Alexandre
312	25	14:32.934	35.519	29.746	31.749	8	1:37.014	HUMBERT Alexandre
340	25	16:11.266	35.940	29.582	32.810	9	1:38.332	HUMBERT Alexandre
369	25	17:52.188	37.851	30.636	32.435	10	1:40.922	HUMBERT Alexandre
397	25	19:32.015	37.268	30.062	32.497	11	1:39.827	HUMBERT Alexandre
425	25	21:10.910	36.139	30.404	32.352	12	1:38.895	HUMBERT Alexandre
453	25	22:50.204	36.593	30.092	32.609	13	1:39.294	HUMBERT Alexandre
484	25	24:32.876	39.070	30.763	32.839	14	1:42.672	HUMBERT Alexandre
513	25	26:14.116	37.824	30.560	32.856	15	1:41.240	HUMBERT Alexandre
541	25	27:55.705	37.782	30.703	33.104	16	1:41.589	HUMBERT Alexandre
569	25	29:36.404	37.084	30.658	32.957	17	1:40.699	HUMBERT Alexandre
590		30:35.789						FINISH
598	25	31:17.161	36.904	30.831	33.022	18	1:40.757	HUMBERT Alexandre



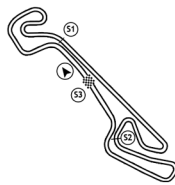
NOGARO - 3,636 Km

Seq	Num	Heure	Secteur 1	Secteur 2	Secteur 3	Tour	Temps	Pilote
26 MARTINET BY ALMERAS								
24	26	[OUT]						MARTINET Pierre
62	26		2:18.692	38.815	3:45.683			MARTINET Pierre
64								START
93	26	11.655	45.747	41.415	53.284			MARTINET Pierre
94		1:23.991						YELLOW FLAG
121	26	2:00.282	39.722	34.249	34.656	1	1:48.627	MARTINET Pierre
150	26	4:12.026	44.219	43.339	44.186	2	2:11.744	MARTINET Pierre
152		5:55.641						START
179	26	6:34.770	46.840	51.815	44.089	3	2:22.744	MARTINET Pierre
208	26	8:18.125	38.883	31.024	33.448	4	1:43.355	MARTINET Pierre
236	26	10:01.106	37.688	31.625	33.668	5	1:42.981	MARTINET Pierre
263	26	11:45.013	38.829	30.788	34.290	6	1:43.907	MARTINET Pierre
291	26	13:30.033	38.988	31.327	34.705	7	1:45.020	MARTINET Pierre
321	26	15:16.431	38.779	31.449	36.170	8	1:46.398	MARTINET Pierre
352	26	17:03.151	39.872	31.751	35.097	9	1:46.720	MARTINET Pierre
387	26	18:54.947	40.480	33.982	37.334	10	1:51.796	MARTINET Pierre
420	26	20:42.119	39.532	32.436	35.204	11	1:47.172	MARTINET Pierre
451	26	22:30.974	40.718	33.066	35.071	12	1:48.855	MARTINET Pierre
480	26	24:18.647	39.459	33.117	35.097	13	1:47.673	MARTINET Pierre
511	26	26:07.207	39.921	33.581	35.058	14	1:48.560	MARTINET Pierre
542	26	27:57.048	40.750	33.256	35.835	15	1:49.841	MARTINET Pierre
573	26	29:46.382	40.356	32.525	36.453	16	1:49.334	MARTINET Pierre
590		30:35.789						FINISH
607	26	31:38.315	40.375	34.910	36.648	17	1:51.933	MARTINET Pierre



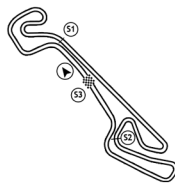
NOGARO - 3,636 Km

Seq	Num	Heure	Secteur 1	Secteur 2	Secteur 3	Tour	Temps	Pilote
27 NOURRY EXPERIENCE								
3	27	[OUT]						NOURRY Michel
41	27		46.635	47.480	5:50.151			NOURRY Michel
64								START
72	27	3.709	44.353	53.303	1:03.410			NOURRY Michel
94		1:23.991						YELLOW FLAG
102	27	1:43.388	34.509	29.239	31.931	1	1:39.679	NOURRY Michel
131	27	3:56.138	44.352	44.323	44.075	2	2:12.750	NOURRY Michel
152		5:55.641						START
160	27	6:16.380	47.396	50.289	42.557	3	2:20.242	NOURRY Michel
188	27	7:50.178	34.938	28.133	30.727	4	1:33.798	NOURRY Michel
216	27	9:23.307	34.254	28.081	30.794	5	1:33.129	NOURRY Michel
244	27	10:56.853	34.362	28.409	30.775	6	1:33.546	NOURRY Michel
272	27	12:30.324	34.320	28.177	30.974	7	1:33.471	NOURRY Michel
300	27	14:04.872	34.803	28.250	31.495	8	1:34.548	NOURRY Michel
328	27	15:38.656	34.594	28.525	30.665	9	1:33.784	NOURRY Michel
356	27	17:12.052	34.308	28.318	30.770	10	1:33.396	NOURRY Michel
382	27	18:47.186	34.431	29.491	31.212	11	1:35.134	NOURRY Michel
410	27	20:20.674	34.188	28.411	30.889	12	1:33.488	NOURRY Michel
438	27	21:54.105	34.158	28.409	30.864	13	1:33.431	NOURRY Michel
465	27	23:28.138	34.684	28.616	30.733	14	1:34.033	NOURRY Michel
492	27	25:03.048	34.913	29.126	30.871	15	1:34.910	NOURRY Michel
519	27	26:38.093	35.118	28.800	31.127	16	1:35.045	NOURRY Michel
547	27	28:11.227	34.459	27.981	30.694	17	1:33.134	NOURRY Michel
574	27	29:46.488	34.835	28.340	32.086	18	1:35.261	NOURRY Michel
590		30:35.789						FINISH
600	27	31:21.286	35.379	28.404	31.015	19	1:34.798	NOURRY Michel



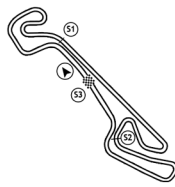
NOGARO - 3,636 Km

Seq	Num	Heure	Secteur 1	Secteur 2	Secteur 3	Tour	Temps	Pilote
28 BERTO MOTEURS								
10	28	[OUT]						BURGART Pascal
46	28		41.346	42.364	5:44.344			BURGART Pascal
64								START
78	28	5.064	45.727	52.226	1:00.041			BURGART Pascal
94		1:23.991						YELLOW FLAG
108	28	1:48.858	38.589	30.812	34.393	1	1:43.794	BURGART Pascal
137	28	4:00.559	43.573	43.553	44.575	2	2:11.701	BURGART Pascal
152		5:55.641						START
166	28	6:22.628	47.131	51.103	43.835	3	2:22.069	BURGART Pascal
194	28	7:57.420	34.471	28.923	31.398	4	1:34.792	BURGART Pascal
222	28	9:32.626	34.875	28.992	31.339	5	1:35.206	BURGART Pascal
250	28	11:07.018	34.470	28.845	31.077	6	1:34.392	BURGART Pascal
278	28	12:42.105	34.591	29.081	31.415	7	1:35.087	BURGART Pascal
306	28	14:16.607	34.554	28.825	31.123	8	1:34.502	BURGART Pascal
334	28	15:51.090	34.244	28.974	31.265	9	1:34.483	BURGART Pascal
362	28	17:26.185	34.839	29.162	31.094	10	1:35.095	BURGART Pascal
390	28	19:00.737	34.502	28.708	31.342	11	1:34.552	BURGART Pascal
416	28	20:37.227	34.682	29.969	31.839	12	1:36.490	BURGART Pascal
444	28	22:12.595	34.427	29.483	31.458	13	1:35.368	BURGART Pascal
472	28	23:47.701	34.838	29.206	31.062	14	1:35.106	BURGART Pascal
500	28	25:23.025	34.890	29.229	31.205	15	1:35.324	BURGART Pascal
528	28	26:58.557	35.193	29.107	31.232	16	1:35.532	BURGART Pascal
554	28	28:34.008	34.899	29.203	31.349	17	1:35.451	BURGART Pascal
582	28	30:09.191	34.465	29.336	31.382	18	1:35.183	BURGART Pascal
590		30:35.789						FINISH
609	28	31:46.757	35.581	29.979	32.006	19	1:37.566	BURGART Pascal



NOGARO - 3,636 Km

Seq	Num	Heure	Secteur 1	Secteur 2	Secteur 3	Tour	Temps	Pilote
29 ADDG								
11	29	[OUT]						CAISSO Damien
48	29		41.882	40.484	5:45.282			CAISSO Damien
64								START
79	29	5.302	44.372	51.927	59.554			CAISSO Damien
94		1:23.991						YELLOW FLAG
122	29	2:24.834	38.726	1:08.238	32.568	1	2:19.532	CAISSO Damien
151	29	4:12.450	35.932	29.896	41.788	2	1:47.616	CAISSO Damien
152		5:55.641						START
180	29	6:34.998	46.904	52.098	43.546	3	2:22.548	CAISSO Damien
205	29	8:13.871	37.849	29.263	31.761	4	1:38.873	CAISSO Damien
232	29	9:48.048	34.520	28.778	30.879	5	1:34.177	CAISSO Damien
259	29	11:23.209	35.700	28.809	30.652	6	1:35.161	CAISSO Damien
286	29	12:59.159	34.443	29.953	31.554	7	1:35.950	CAISSO Damien
313	29	14:33.376	34.138	29.174	30.905	8	1:34.217	CAISSO Damien
339	29	16:08.630	34.917	29.112	31.225	9	1:35.254	CAISSO Damien
367	29	17:42.724	34.173	29.047	30.874	10	1:34.094	CAISSO Damien
395	29	19:16.786	34.477	28.636	30.949	11	1:34.062	CAISSO Damien
423	29	20:51.057	34.463	28.958	30.850	12	1:34.271	CAISSO Damien
449	29	22:26.166	34.146	29.540	31.423	13	1:35.109	CAISSO Damien
476	29	24:00.264	34.882	28.447	30.769	14	1:34.098	CAISSO Damien
504	29	25:34.374	34.465	28.725	30.920	15	1:34.110	CAISSO Damien
532	29	27:08.502	34.654	28.662	30.812	16	1:34.128	CAISSO Damien
560	29	28:42.875	34.714	28.688	30.971	17	1:34.373	CAISSO Damien
586	29	30:18.452	34.626	29.660	31.291	18	1:35.577	CAISSO Damien
590		30:35.789						FINISH
614	29	31:56.345	36.365	29.809	31.719	19	1:37.893	CAISSO Damien



NOGARO - 3,636 Km

Seq	Num	Heure	Secteur 1	Secteur 2	Secteur 3	Tour	Temps	Pilote
30 BERTO MOTEURS								
22	30	[OUT]						BEDRA Guillaume
59	30		40.856	39.685	5:28.282			BEDRA Guillaume
64								START
90	30	9.246	45.740	44.259	54.891			BEDRA Guillaume
94		1:23.991						YELLOW FLAG
118	30	1:56.830	39.445	32.836	35.303	1	1:47.584	BEDRA Guillaume
147	30	4:09.662	44.099	44.037	44.696	2	2:12.832	BEDRA Guillaume
152		5:55.641						START
176	30	6:30.669	46.565	51.610	42.832	3	2:21.007	BEDRA Guillaume
204	30	8:11.331	37.260	30.478	32.924	4	1:40.662	BEDRA Guillaume
233	30	9:52.044	36.891	30.673	33.149	5	1:40.713	BEDRA Guillaume
261	30	11:32.798	37.263	30.414	33.077	6	1:40.754	BEDRA Guillaume
289	30	13:12.614	36.743	30.327	32.746	7	1:39.816	BEDRA Guillaume
317	30	14:53.031	36.856	30.452	33.109	8	1:40.417	BEDRA Guillaume
344	30	16:34.372	36.886	30.632	33.823	9	1:41.341	BEDRA Guillaume
372	30	18:16.328	36.684	31.718	33.554	10	1:41.956	BEDRA Guillaume
403	30	19:59.201	38.861	30.535	33.477	11	1:42.873	BEDRA Guillaume
433	30	21:41.052	37.402	30.823	33.626	12	1:41.851	BEDRA Guillaume
463	30	23:25.511	37.627	31.955	34.877	13	1:44.459	BEDRA Guillaume
496	30	25:10.810	39.018	31.039	35.242	14	1:45.299	BEDRA Guillaume
526	30	26:53.889	37.732	30.962	34.385	15	1:43.079	BEDRA Guillaume
556	30	28:36.980	37.784	30.478	34.829	16	1:43.091	BEDRA Guillaume
587	30	30:20.319	37.908	31.665	33.766	17	1:43.339	BEDRA Guillaume
590		30:35.789						FINISH
616	30	32:02.959	38.233	31.231	33.176	18	1:42.640	BEDRA Guillaume



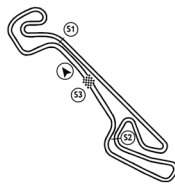
NOGARO - 3,636 Km

Seq	Num	Heure	Secteur 1	Secteur 2	Secteur 3	Tour	Temps	Pilote
32 BERTO MOTEURS								
21	32	[OUT]						LESAGE Jean Marc
58	32		44.153	39.232	5:28.668			LESAGE Jean Marc
64								START
89	32	8.694	44.906	44.603	55.503			LESAGE Jean Marc
94		1:23.991						YELLOW FLAG
117	32	1:54.434	39.399	32.648	33.693	1	1:45.740	LESAGE Jean Marc
146	32	4:08.861	45.637	43.745	45.045	2	2:14.427	LESAGE Jean Marc
152		5:55.641						START
175	32	6:29.492	46.588	51.448	42.595	3	2:20.631	LESAGE Jean Marc
203	32	8:07.958	36.216	29.789	32.461	4	1:38.466	LESAGE Jean Marc
231	32	9:47.131	36.267	30.186	32.720	5	1:39.173	LESAGE Jean Marc
260	32	11:27.225	36.645	30.206	33.243	6	1:40.094	LESAGE Jean Marc
288	32	13:07.918	36.595	30.572	33.526	7	1:40.693	LESAGE Jean Marc
316	32	14:47.280	36.812	29.682	32.868	8	1:39.362	LESAGE Jean Marc
343	32	16:26.691	36.312	29.965	33.134	9	1:39.411	LESAGE Jean Marc
371	32	18:05.964	36.769	30.150	32.354	10	1:39.273	LESAGE Jean Marc
399	32	19:46.701	37.388	30.662	32.687	11	1:40.737	LESAGE Jean Marc
430	32	21:27.313	36.445	31.090	33.077	12	1:40.612	LESAGE Jean Marc
459	32	23:06.993	36.766	30.086	32.828	13	1:39.680	LESAGE Jean Marc
488	32	24:47.078	37.411	29.953	32.721	14	1:40.085	LESAGE Jean Marc
517	32	26:27.209	36.744	30.277	33.110	15	1:40.131	LESAGE Jean Marc
545	32	28:07.502	36.883	30.518	32.892	16	1:40.293	LESAGE Jean Marc
575	32	29:49.529	37.822	30.905	33.300	17	1:42.027	LESAGE Jean Marc
590		30:35.789						FINISH
605	32	31:33.429	37.600	33.002	33.298	18	1:43.900	LESAGE Jean Marc



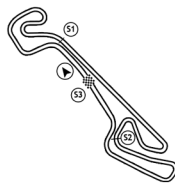
NOGARO - 3,636 Km

Seq	Num	Heure	Secteur 1	Secteur 2	Secteur 3	Tour	Temps	Pilote
39 JMP TEAM								
25	39	[OUT]						MARTIN Vincent
61	39		52.139	44.150	5:00.798			MARTIN Vincent
64								START
92	39	10.718	48.555	41.277	53.881			MARTIN Vincent
94		1:23.991						YELLOW FLAG
120	39	1:58.580	39.169	33.383	35.310	1	1:47.862	MARTIN Vincent
149	39	4:11.264	43.975	43.906	44.803	2	2:12.684	MARTIN Vincent
152		5:55.641						START
178	39	6:33.779	46.557	51.496	44.462	3	2:22.515	MARTIN Vincent
207	39	8:17.068	38.267	31.407	33.615	4	1:43.289	MARTIN Vincent
235	39	10:00.600	37.997	31.300	34.235	5	1:43.532	MARTIN Vincent
264	39	11:45.968	38.497	32.081	34.790	6	1:45.368	MARTIN Vincent
292	39	13:31.046	38.882	31.784	34.412	7	1:45.078	MARTIN Vincent
322	39	15:16.791	38.259	31.910	35.576	8	1:45.745	MARTIN Vincent
353	39	17:04.358	40.013	32.590	34.964	9	1:47.567	MARTIN Vincent
386	39	18:53.319	39.865	33.490	35.606	10	1:48.961	MARTIN Vincent
417	39	20:40.344	39.351	32.389	35.285	11	1:47.025	MARTIN Vincent
450	39	22:29.095	40.524	32.355	35.872	12	1:48.751	MARTIN Vincent
479	39	24:16.197	39.563	32.418	35.121	13	1:47.102	MARTIN Vincent
510	39	26:03.955	39.652	32.360	35.746	14	1:47.758	MARTIN Vincent
540	39	27:52.063	40.366	32.665	35.077	15	1:48.108	MARTIN Vincent
570	39	29:40.562	40.555	32.925	35.019	16	1:48.499	MARTIN Vincent
590		30:35.789						FINISH
601	39	31:29.638	40.765	33.089	35.222	17	1:49.076	MARTIN Vincent



NOGARO - 3,636 Km

Seq	Num	Heure	Secteur 1	Secteur 2	Secteur 3	Tour	Temps	Pilote
44 RACING TECHNOLOGY								
13	44	[OUT]						HARROUET Eric
50	44		47.336	45.915	5:31.510			HARROUET Eric
64								START
81	44	5.620	43.764	51.362	58.748			HARROUET Eric
94		1:23.991						YELLOW FLAG
109	44	1:49.578	38.203	30.883	34.872	1	1:43.958	HARROUET Eric
138	44	4:01.218	43.145	43.631	44.864	2	2:11.640	HARROUET Eric
152		5:55.641						START
167	44	6:23.070	47.147	51.114	43.591	3	2:21.852	HARROUET Eric
195	44	7:58.904	35.444	29.046	31.344	4	1:35.834	HARROUET Eric
223	44	9:34.661	35.308	29.205	31.244	5	1:35.757	HARROUET Eric
251	44	11:09.822	35.178	28.826	31.157	6	1:35.161	HARROUET Eric
279	44	12:45.321	35.437	28.916	31.146	7	1:35.499	HARROUET Eric
307	44	14:20.536	35.112	29.012	31.091	8	1:35.215	HARROUET Eric
335	44	15:55.265	34.918	28.824	30.987	9	1:34.729	HARROUET Eric
363	44	17:29.750	34.943	28.713	30.829	10	1:34.485	HARROUET Eric
391	44	19:04.227	34.739	28.803	30.935	11	1:34.477	HARROUET Eric
418	44	20:40.414	35.002	28.987	32.198	12	1:36.187	HARROUET Eric
445	44	22:15.547	35.133	28.855	31.145	13	1:35.133	HARROUET Eric
473	44	23:50.350	34.802	29.160	30.841	14	1:34.803	HARROUET Eric
501	44	25:25.183	34.814	29.003	31.016	15	1:34.833	HARROUET Eric
529	44	26:59.881	34.685	28.976	31.037	16	1:34.698	HARROUET Eric
555	44	28:35.737	34.719	28.995	32.142	17	1:35.856	HARROUET Eric
583	44	30:10.668	35.009	29.014	30.908	18	1:34.931	HARROUET Eric
590		30:35.789						FINISH
610	44	31:48.353	35.139	30.185	32.361	19	1:37.685	HARROUET Eric



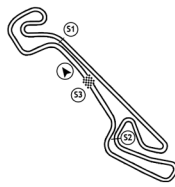
NOGARO - 3,636 Km

Seq	Num	Heure	Secteur 1	Secteur 2	Secteur 3	Tour	Temps	Pilote
45 TFT RACING								
2	45	[OUT]						SALAM Olivier
39	45		46.743	48.180	5:50.000			SALAM Olivier
64								START
69	45	3.468	45.222	53.693	1:03.940			SALAM Olivier
94		1:23.991						YELLOW FLAG
97	45	1:40.784	37.172	28.938	31.206	1	1:37.316	SALAM Olivier
126	45	3:53.094	43.760	44.561	43.989	2	2:12.310	SALAM Olivier
152		5:55.641						START
156	45	6:13.353	46.771	50.229	43.259	3	2:20.259	SALAM Olivier
184	45	7:45.438	33.962	28.151	29.972	4	1:32.085	SALAM Olivier
212	45	9:16.998	33.398	28.187	29.975	5	1:31.560	SALAM Olivier
240	45	10:48.559	33.213	28.204	30.144	6	1:31.561	SALAM Olivier
268	45	12:19.920	33.506	28.055	29.800	7	1:31.361	SALAM Olivier
296	45	13:51.079	33.386	28.017	29.756	8	1:31.159	SALAM Olivier
325	45	15:23.256	33.522	28.452	30.203	9	1:32.177	SALAM Olivier
351	45	16:56.417	33.833	28.725	30.603	10	1:33.161	SALAM Olivier
379	45	18:29.423	33.912	28.471	30.623	11	1:33.006	SALAM Olivier
405	45	20:02.994	33.639	28.998	30.934	12	1:33.571	SALAM Olivier
432	45	21:35.815	34.193	28.305	30.323	13	1:32.821	SALAM Olivier
460	45	23:08.330	33.755	28.513	30.247	14	1:32.515	SALAM Olivier
486	45	24:42.331	34.821	28.493	30.687	15	1:34.001	SALAM Olivier
514	45	26:14.959	33.925	28.258	30.445	16	1:32.628	SALAM Olivier
539	45	27:49.007	34.618	28.681	30.749	17	1:34.048	SALAM Olivier
567	45	29:22.480	34.283	28.646	30.544	18	1:33.473	SALAM Olivier
590		30:35.789						FINISH
596	45	30:57.551	34.717	28.809	31.545	19	1:35.071	SALAM Olivier



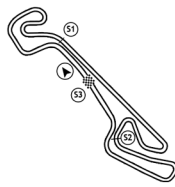
NOGARO - 3,636 Km

Seq	Num	Heure	Secteur 1	Secteur 2	Secteur 3	Tour	Temps	Pilote
53 GARAGE BOURGOIN								
36	53			48.497	5:51.409			ETEKI Adam
64								START
67	53	3.274	44.572	54.767	1:06.076			ETEKI Adam
94		1:23.991						YELLOW FLAG
96	53	1:37.900	35.644	28.469	30.513	1	1:34.626	ETEKI Adam
125	53	3:52.407	46.008	44.484	44.015	2	2:14.507	ETEKI Adam
152		5:55.641						START
154	53	6:12.426	46.804	50.377	42.838	3	2:20.019	ETEKI Adam
182	53	7:43.332	33.273	28.024	29.609	4	1:30.906	ETEKI Adam
211	53	9:14.531	33.467	28.054	29.678	5	1:31.199	ETEKI Adam
239	53	10:45.248	32.935	27.910	29.872	6	1:30.717	ETEKI Adam
267	53	12:15.661	32.928	27.821	29.664	7	1:30.413	ETEKI Adam
295	53	13:46.672	32.982	27.967	30.062	8	1:31.011	ETEKI Adam
323	53	15:17.271	32.897	27.897	29.805	9	1:30.599	ETEKI Adam
349	53	16:48.153	33.348	27.847	29.687	10	1:30.882	ETEKI Adam
375	53	18:20.127	34.275	27.824	29.875	11	1:31.974	ETEKI Adam
402	53	19:51.467	33.325	28.057	29.958	12	1:31.340	ETEKI Adam
428	53	21:23.075	33.291	28.122	30.195	13	1:31.608	ETEKI Adam
456	53	22:54.674	33.640	27.945	30.014	14	1:31.599	ETEKI Adam
483	53	24:27.505	33.739	28.255	30.837	15	1:32.831	ETEKI Adam
509	53	26:00.310	33.769	28.621	30.415	16	1:32.805	ETEKI Adam
537	53	27:32.481	33.557	28.486	30.128	17	1:32.171	ETEKI Adam
563	53	29:05.727	34.126	28.876	30.244	18	1:33.246	ETEKI Adam
590		30:35.789						FINISH
592	53	30:38.654	34.935	27.940	30.052	19	1:32.927	ETEKI Adam



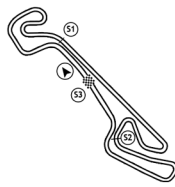
NOGARO - 3,636 Km

Seq	Num	Heure	Secteur 1	Secteur 2	Secteur 3	Tour	Temps	Pilote
58 MARTINET BY ALMERAS								
4	58	[OUT]						BLUGEON Victor
40	58		46.391	47.712	5:48.805			BLUGEON Victor
64								START
71	58	3.615	45.402	53.297	1:02.545			BLUGEON Victor
94		1:23.991						YELLOW FLAG
101	58	1:42.658	37.892	29.330	31.821	1	1:39.043	BLUGEON Victor
130	58	3:55.281	43.910	44.622	44.091	2	2:12.623	BLUGEON Victor
152		5:55.641						START
159	58	6:15.152	47.165	50.433	42.273	3	2:19.871	BLUGEON Victor
187	58	7:48.207	34.330	28.488	30.237	4	1:33.055	BLUGEON Victor
215	58	9:21.165	34.096	28.440	30.422	5	1:32.958	BLUGEON Victor
243	58	10:54.321	34.234	28.552	30.370	6	1:33.156	BLUGEON Victor
271	58	12:26.682	33.856	28.237	30.268	7	1:32.361	BLUGEON Victor
299	58	13:59.898	34.059	28.734	30.423	8	1:33.216	BLUGEON Victor
327	58	15:33.559	34.497	28.847	30.317	9	1:33.661	BLUGEON Victor
355	58	17:07.604	35.078	28.473	30.494	10	1:34.045	BLUGEON Victor
381	58	18:42.383	35.362	28.396	31.021	11	1:34.779	BLUGEON Victor
409	58	20:16.667	34.678	28.656	30.950	12	1:34.284	BLUGEON Victor
436	58	21:48.271	33.734	27.964	29.906	13	1:31.604	BLUGEON Victor
462	58	23:21.166	33.960	28.535	30.400	14	1:32.895	BLUGEON Victor
489	58	24:53.155	33.830	28.283	29.876	15	1:31.989	BLUGEON Victor
516	58	26:25.932	33.677	28.306	30.794	16	1:32.777	BLUGEON Victor
543	58	27:58.238	34.047	28.222	30.037	17	1:32.306	BLUGEON Victor
568	58	29:31.897	34.747	28.917	29.995	18	1:33.659	BLUGEON Victor
590		30:35.789						FINISH
597	58	31:03.620	33.522	28.215	29.986	19	1:31.723	BLUGEON Victor



NOGARO - 3,636 Km

Seq	Num	Heure	Secteur 1	Secteur 2	Secteur 3	Tour	Temps	Pilote
59 MARTINET BY ALMERAS								
27	59			49.277	55.695			CHEVALIER Hugo
29	59							CHEVALIER Hugo
30	59							CHEVALIER Hugo
31	59							CHEVALIER Hugo
32	59							CHEVALIER Hugo
33	59							CHEVALIER Hugo
34	59							CHEVALIER Hugo
35	59							CHEVALIER Hugo
64								START
66	59	3.072	1:36.670	55.708	1:07.773			CHEVALIER Hugo
94		1:23.991						YELLOW FLAG
95	59	1:36.955	35.446	28.413	30.024	1	1:33.883	CHEVALIER Hugo
124	59	3:51.623	46.048	44.459	44.161	2	2:14.668	CHEVALIER Hugo
152		5:55.641						START
153	59	6:11.275	47.072	50.056	42.524	3	2:19.652	CHEVALIER Hugo
181	59	7:41.898	32.687	28.282	29.654	4	1:30.623	CHEVALIER Hugo
209	59	9:12.258	32.572	28.124	29.664	5	1:30.360	CHEVALIER Hugo
237	59	10:43.049	32.783	28.347	29.661	6	1:30.791	CHEVALIER Hugo
266	59	12:14.092	32.747	28.619	29.677	7	1:31.043	CHEVALIER Hugo
294	59	13:44.569	32.948	27.948	29.581	8	1:30.477	CHEVALIER Hugo
320	59	15:15.437	32.810	27.723	30.335	9	1:30.868	CHEVALIER Hugo
348	59	16:45.930	32.926	27.800	29.767	10	1:30.493	CHEVALIER Hugo
374	59	18:17.513	33.465	27.994	30.124	11	1:31.583	CHEVALIER Hugo
401	59	19:50.257	34.292	28.370	30.082	12	1:32.744	CHEVALIER Hugo
427	59	21:22.918	33.612	28.268	30.781	13	1:32.661	CHEVALIER Hugo
455	59	22:53.845	33.068	28.021	29.838	14	1:30.927	CHEVALIER Hugo
482	59	24:27.225	33.687	28.701	30.992	15	1:33.380	CHEVALIER Hugo
508	59	25:59.891	33.699	28.737	30.230	16	1:32.666	CHEVALIER Hugo
536	59	27:32.016	33.566	28.559	30.000	17	1:32.125	CHEVALIER Hugo
564	59	29:05.954	34.271	29.489	30.178	18	1:33.938	CHEVALIER Hugo
590		30:35.789						FINISH
591	59	30:37.678	33.773	28.038	29.913	19	1:31.724	CHEVALIER Hugo



NOGARO - 3,636 Km

Seq	Num	Heure	Secteur 1	Secteur 2	Secteur 3	Tour	Temps	Pilote
1001 SC								
64								START
94		1:23.991						YELLOW FLAG
123	1001	3:50.561			44.323			
152		5:55.641						START
590		30:35.789						FINISH